



Jelgava in figures

• 2021 •

jelgava
pilsēta izaugsmei!

Dear readers of "Jelgava in figures"



For the city of Jelgava, 2021 was a year of challenges, accurate and balanced decisions. It has also made us reassess what we have done so far and take a significant step forward. From July 1, 2021, Jelgava has the status of a State city, as determined by the new Law on Administrative Territories and Populated Areas. Thanks to the activity and involvement of the local government and residents, Jelgava was not amalgamated with the neighboring districts during the reform and kept its current status of administrative territory.

In the last two years, we have realized how important advanced information technologies are in our daily work. Currently, the work of any field is practically unimaginable without them, so we are creating the information technology architecture of Jelgava State city. This means not only expanding the systems developed so far in each field, but creating a close connection between them, thereby improving the quality of services provided to the residents of Jelgava.

In Jelgava, we are dedicated to mitigate climate change by reducing CO₂ emissions by 40 % by 2030. In 2021, we have already reduced it by 28 %, compared to 2005. The most significant actions are targeted increase in the energy efficiency of buildings and renovation of street lighting by launching energy-efficient solutions. Also in 2021, four electric buses started passenger transportation in Jelgava. Another very thoughtful and purposefully implemented step is the use of a renewable resource - wood chips - in the city's heat supply, which not only contributes to the reduction of climate change, but also makes it possible to avoid the disproportionately high bills for the centralized heat supply due to the increase in natural gas prices.

We continued the support program for entrepreneurs; we awarded 13 companies a municipal grant of up to 10,000 *euros* for the realization of their innovative business ideas or products. We honored nine companies of the city in the competition "Jelgava City Year Award in Entrepreneurship 2021".

Invariably, the main task of the city in the development of business is to create an attractive business environment. In 2021, we arranged the engineering infrastructure for business development in the Depot microdistrict - rebuilt Prohorova, Neretas and Garozas streets, built a new section of Rubeņu road, and more and more new companies are entering the Lielupe industrial park. The section of Smiltņieku Street and Graudu Street was also rebuilt. We continue to improve the infrastructure of the industrial zone in the area of Bauskas Street.

In 2021, we opened a playground in Uzvaras Park. We have started the reconstruction of Jelgava Technological Secondary School and rebuilding of the new civil registry construction at Pasta Street 32; the restoration of the historic wooden building on Vecpilsētas Street 2 and the improvement of the surrounding are in progress. A lot has been done in 2021, new projects have been started, therefore I invite anyone interested to familiarize themselves with the figures and facts, which provide information about the developments in the economic, cultural and sports life of the city. Jelgava is our home - a city whose well-being and development must be in the first place for each of us.

Chairman of Jelgava City Council

A handwritten signature in black ink, appearing to read 'Raviņš'.

Andris Rāviņš

ABOUT JELGAVA	4
CITY BUDGET.....	6
Structure for the implementation of revenues of the general budget of Jelgava city municipality	6
Structure for the implementation of the general budget expenditure of Jelgava City municipality.....	6
INABITANTS.....	7
City population of long-term residents of Jelgava	7
Ethnic structure	7
Jelgava population, gender structure	8
Jelgava population gender/ age structure	8
Jelgava city population shown in under working age, in working age and retired proportion	9
Dependency ratio.....	9
Net migration rate in the largest Latvian cities	10
The rate of natural increase in largest Latvian cities.....	10
EDUCATION	11
Number of children and lack of pre-primary schools places to child ratio in Jelgava city	11
Number of children in Jelgava primary and secondary schools	11
Number of pupils and pedagogues in education institutions	12
Number of pupils in Primary and Secondary schools	12
Grades in Final Exams	12
Choice of students after the graduation of Elementary school programs	13
Choice of students after the graduation of Secondary school programs	13
Number of students who obtained the qualifications in Jelgava Technical College.....	14
Number of students who obtained the qualifications in Jelgava Secondary School Of Crafts	14
Number of students in Jelgava Technical College* and Jelgava Secondary School Of Crafts.....	15
Number of attendees of educational events organized by Competence Development Center of the Zemgale Region	15
EMPOYMENT.....	16
Number of unemployed and unemployment rate in Jelgava	16
Number of registered unemployed by gender and problem groups.....	16
Number of registered unemployed by the level of education.....	17
Jelgavian work place geography.....	17
Number of employed Jelgava inhabitants, including employed in Riga and Jelgava	18
Number of employees working in Jelgava.....	18
The average monthly gross salary in public sector in Latvia and the largest cities	19
The average monthly gross salary in public sector in Latvia and the largest cities	19
NATIONAL ECONOMY.....	20
Number of enterprises by form of entrepreneurship in Jelgava	20
Number of enterprises by type of activity in Jelgava	20
Number of companies registered and closed down in Jelgava and Zemgale.....	21
Companies with the largest turnover in Jelgava	21
Turnover and exports of processing industry in Jelgava	22
TOP 40 manufacturing companies in Jelgava.....	23
Number and share of registered companies in manufacturing industries	24
PROJECTS.....	25
Investments attracted by municipality and municipal establishments.....	25
Funding attracted by Jelgava City self-government and its institutions.....	25
Loan investment projects launched by Jelgava city Municipality.....	26
The largest infrastructure development projects launched in the reporting year	26
CONSTRUCTION.....	27
Buildings accepted into service and building permits issued	27
The most important objects accepted into service	27
TRANSPORT	28
Finance allotted to reconstruction of streets in Jelgava.....	28
Road accident statistics in Jelgava.....	28
Video surveillance cameras in Jelgava and registreted infringements	28
HEALTHCARE	29
Number of doctors in Jelgava	29
Facts about health care in Jelgava	29
SOCIAL AFFAIRS.....	30
Received amount of the municipal benefits (euro) proportion by type of benefits.....	30
Other municipal social benefits	30
Number of families in poverty and individuals in poverty.....	32
CULTURE, TOURISM, SPORT.....	33
Number of culture events and number of visitors	33
Most attended events in Jelgava	33
Number of served persons and number of beds in Jelgava hotels and other tourism establishments	34
Number of requests for tourist information by origin of residents	34
Number of requests for tourist information by origin country of residents TOP 10.....	35
Most visited places in Jelgava	35
Sports events organized that were co-financed by the municipality	36
Number of Jelgava citizens participating in sports club activities according to TOP 15 type of sports	36
TWINNING TOWNS	37

About Jelgava


Jelgava is fourth largest city in Latvia by population and fifth by the territory.

The total area is 60,3 km² of which:

- 2,72 km² are covered by water
- 1,62 km² are covered by parks
- 12,64 km² are covered by forests


Distance:

Jelgava - Riga	42 km
Jelgava - Vilnius	295 km
Jelgava - Tallinn	350 km
Jelgava - Moscow	1053 km
Jelgava - Stockholm	482 km
Jelgava - Berlin	1221 km
Jelgava - Vienna	1403 km



Jelgava Large Coat of Arms

As approved by the National Heraldry Committee on the 24th of November, 2016, the Large Coat of Arms of Jelgava depicts two silver lions with heads looking backwards, red tongues and golden crowns, holding shield with Coat of Arms of Jelgava, standing on the silver base.



Coat of Arms

Jelgava is the only city in Latvia that contains the country's small coat of arms within its coat of arms. The city received the coat of arms at the same time as it received city rights, in 1573. The first coat of arms depicted a crowned stag head on a raspberry red field; the current coat of arms contains an elk head on a crimson field.



Flag

The City flag was approved on October 28, 1938. It is divided in two similar parts: dark blue on top and red on bottom. In the center of the flag Jelgava Coat of Arms is placed.



In 2012 Jelgava City logo was approved. The logo is made up of a contour of an elk head and the word “Jelgava”. The large antlers symbolize the rich historical experience and value of the city.

Jelgava is the only city in Latvia, whose coat of arms also heraldically depicts the small coat of arms of the country, which makes the official symbolism of Jelgava heavy and its use solemn. For everyday use, a lighter and more attractive city logo has been created, which stylizes the elk's head and the name of the city. The large and branched horns of the Jelgava logo elk symbolize the historical value and experience of the city.

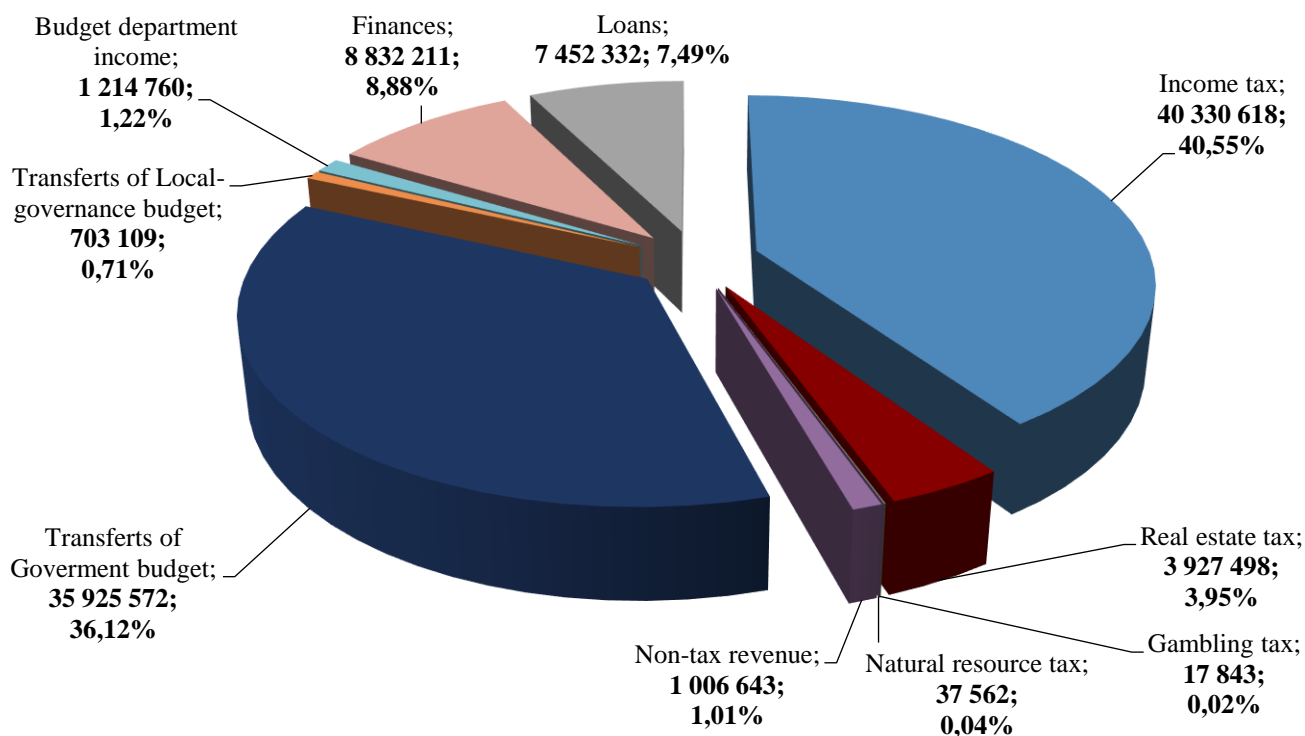


On March 20th 2012 Jelgava city logo and motto were registered in the Patent Office of the Republic of Latvia as the trademark.

The greatest value of the city of Jelgava is the people who live, study and work here - for their personal and city growth. Therefore, everyone here has the opportunity to find an area in which he wants to work, gain knowledge and skills, develop professionally and express himself creatively. These are growth opportunities from preschool to seniors.

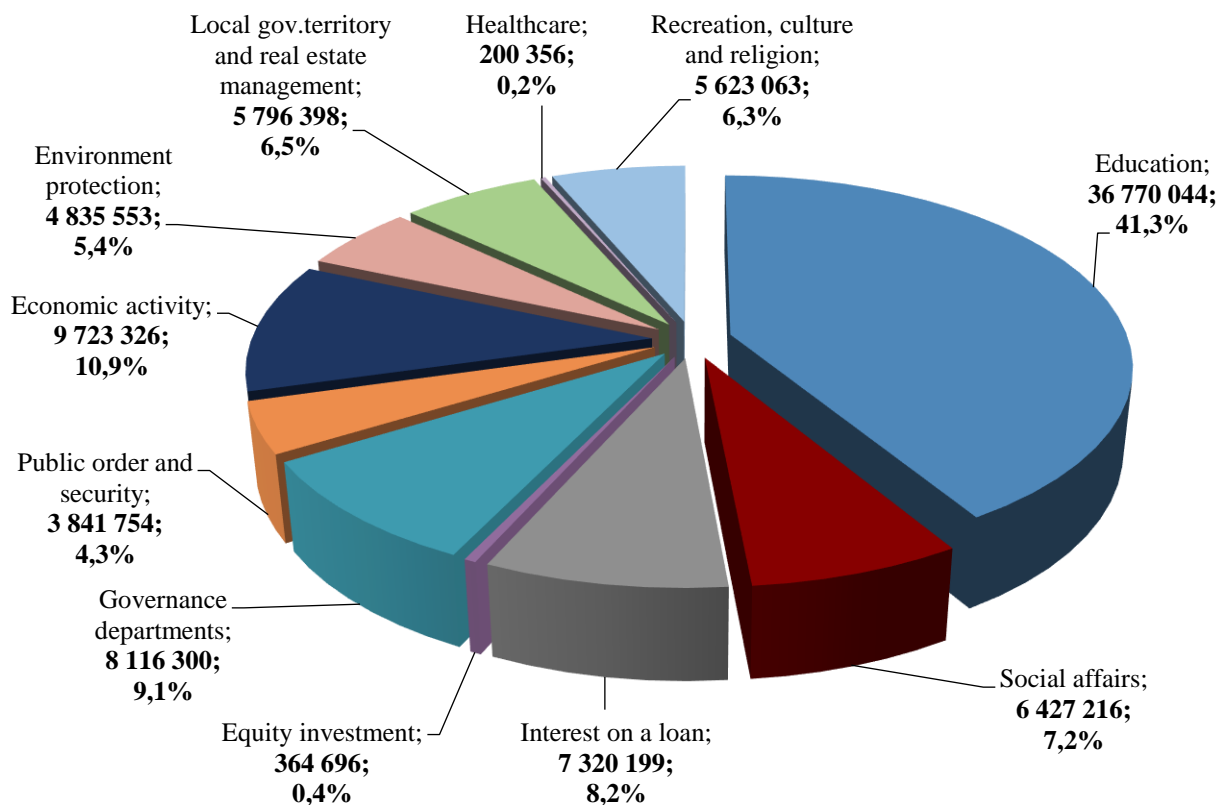
We, inhabitants of Jelgava, are growing together with our city, by giving it our special and invaluable contribution. The joint work of inhabitants is the foundation for a better future and beautiful today. People of Jelgava have achieved stable growth and welfare of the city.

Structure for the implementation of revenues of the general budget of Jelgava city municipality in 2021, euro un %



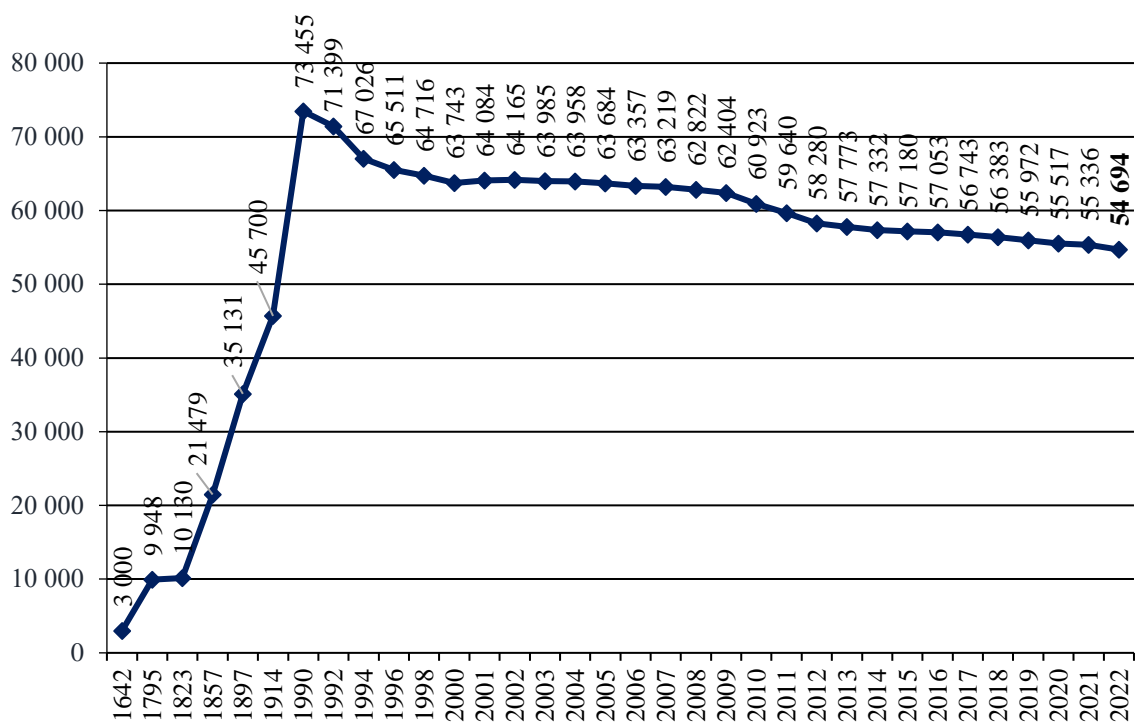
Source: Jelgava city Municipality

Structure for the implementation of the general budget expenditure of Jelgava City municipality in 2021, euro un %



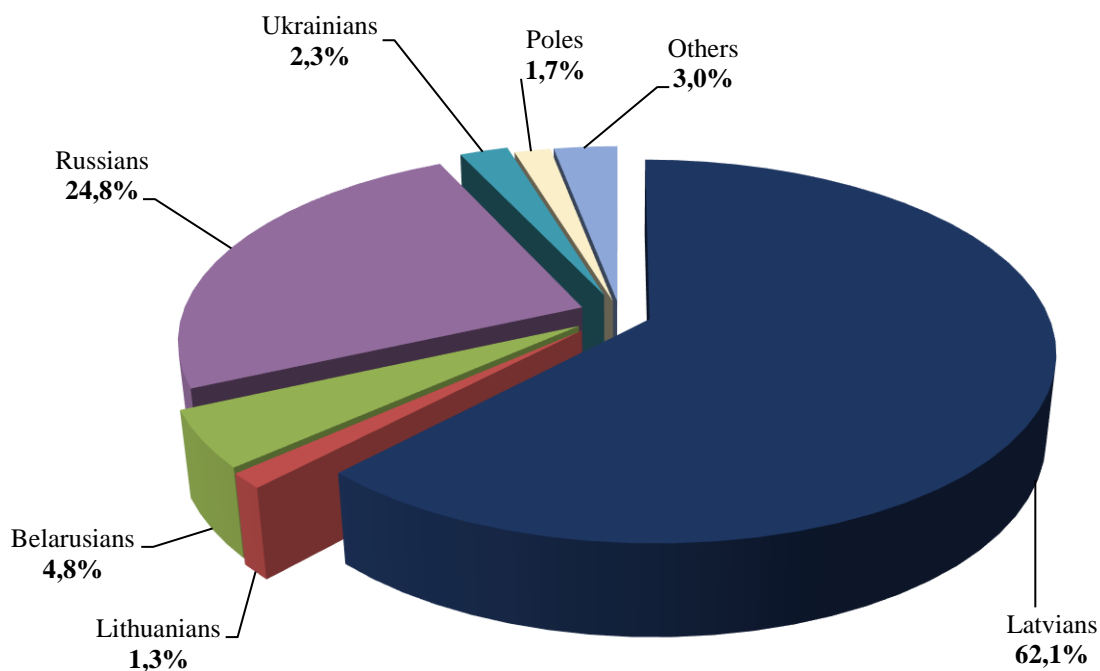
Source: Jelgava city Municipality

City population of long-term residents of Jelgava at the beginning of the year



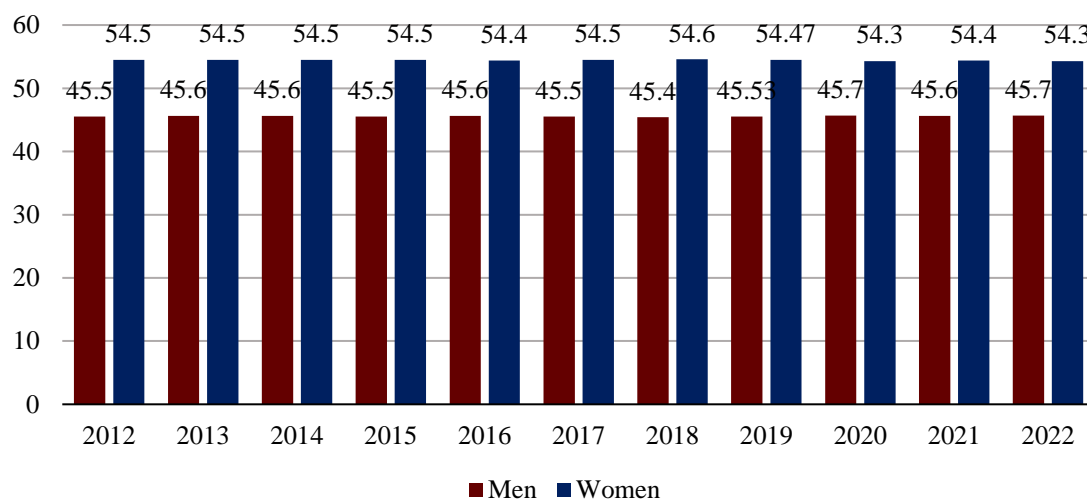
Source: Central Statistical Bureau of Latvia

Ethnic structure at the beginning of 2022, %



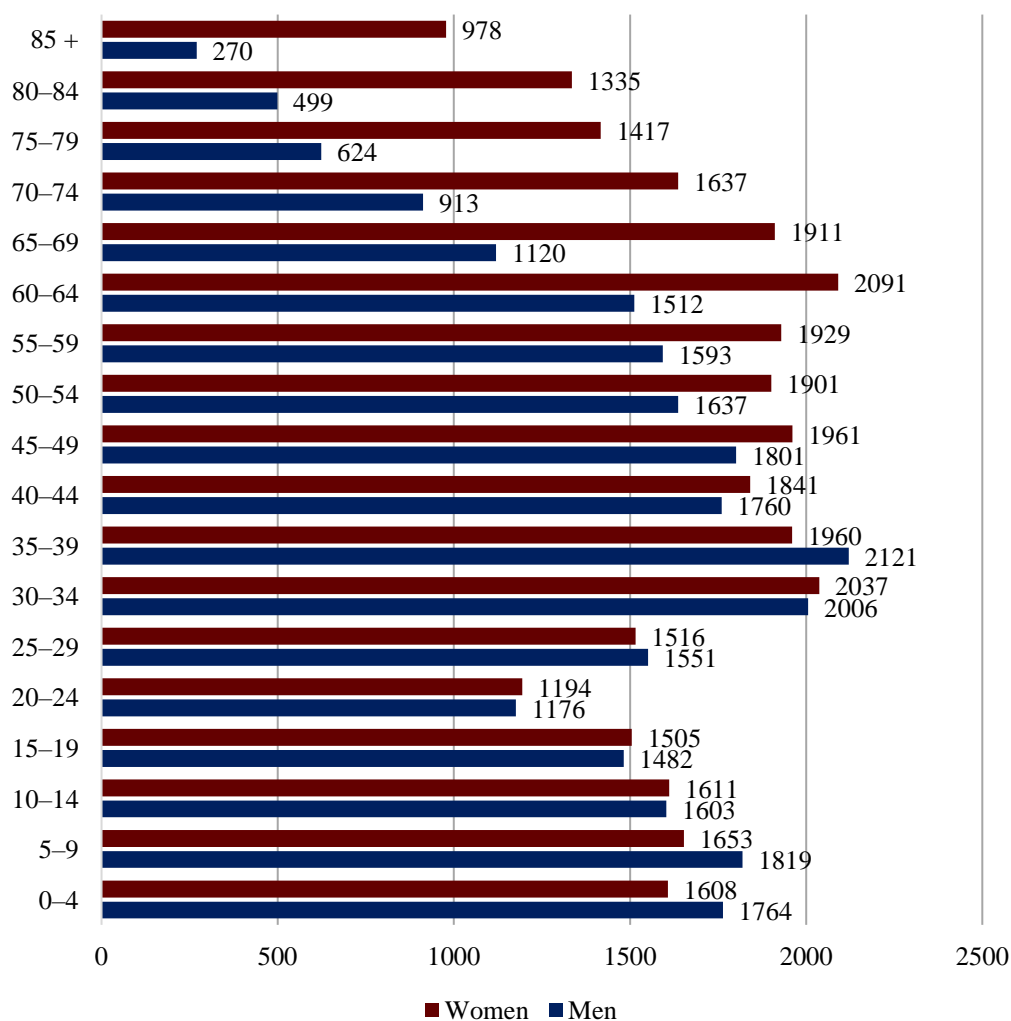
Source: Central Statistical Bureau of Latvia

Jelgava population, gender structure 2012-2022, %

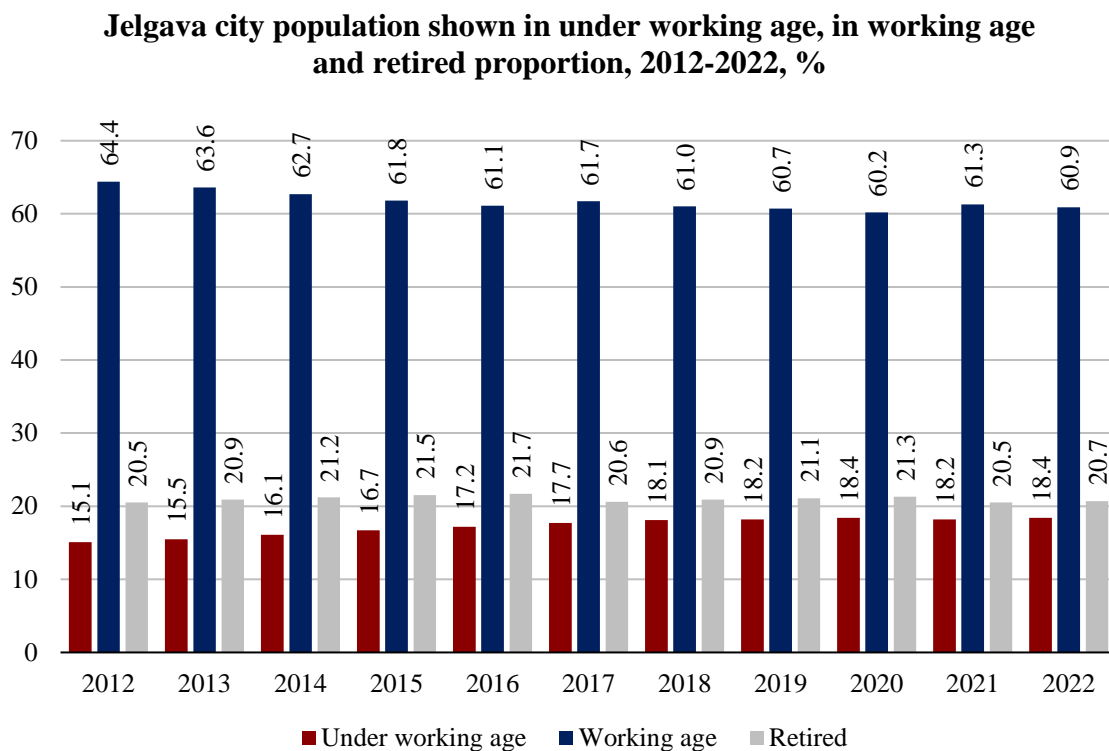


Source: Central Statistical Bureau of Latvia

Jelgava population gender/age structure on Jan 1, 2022



Source: Central Statistical Bureau of Latvia



Source: Central Statistical Bureau of Latvia

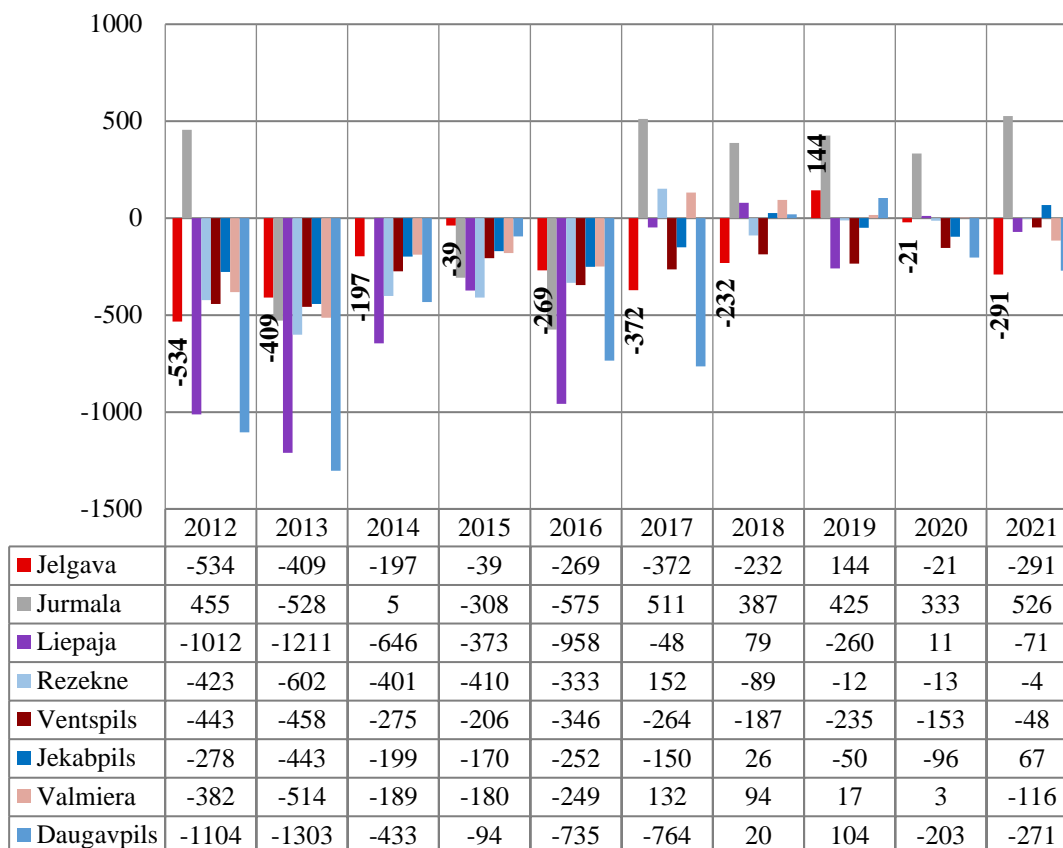
Dependency ratio¹ in Jelgava and Latvia at the beginning of the year

Year	Dependency ratio	
	Jelgava	Latvia
2012	553	572
2013	571	583
2014	596	598
2015	619	613
2016	636	625
2017	621	608
2018	638	621
2019	648	632
2020	660	643
2021	632	616
2022	642	619

Source: Central Statistical Bureau of Latvia

¹ The total demographic dependency ratio is the ratio of the combined youth population and senior population to the working-age population. It is expressed as the number of "dependents" for every 1000 "workers":

Net migration rate in the largest Latvian cities (except Riga), 2012-2021



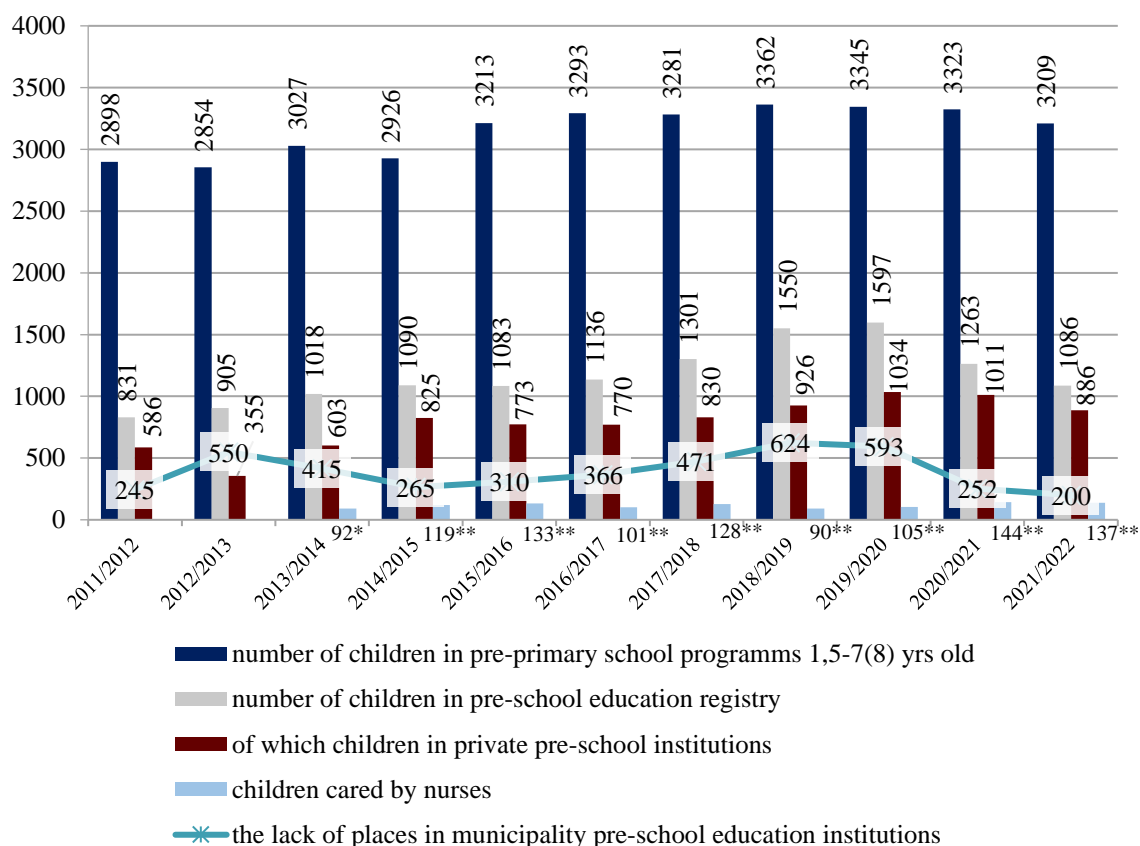
Source: Central Statistical Bureau of Latvia

The rate of natural increase in largest Latvian cities (except Riga) in 2014-2021

	Per 1000 inhabitants								Natural increase in 2021
	2014	2015	2016	2017	2018	2019	2020	2021	
Latvija	-3,4	-3,3	-3,4	-4,1	-0,5	-4,7	-5,9	-9,20	-17 180
Daugavpils	-6,2	-5,7	-6,3	-6,9	-8,1	-8,1	-9,3	-15,60	-1 236
Jelgava	0,8	-1,5	-0,7	0,2	-3,2	-1,0	-2,9	-6,40	-351
Jūrmala	-2,2	-3,2	-0,02	-0,9	-2,7	-1,3	1,4	-4,20	-213
Liepāja	-2,2	-1,7	-3,3	-3,1	-4,6	-2,2	-5,3	-7,90	-533
Rēzekne	-7,8	-7,5	-6,6	-6,0	-8,9	-7,1	-9,2	-13,40	-354
Ventspils	-3,5	-4,6	-5,5	-7,0	-12,6	-7,0	-8,1	-11,20	-369

Source: Central Statistical Bureau of Latvia

Number of children and lack of pre-primary schools places to child ratio in Jelgava in 2011/2012 – 2021/2022

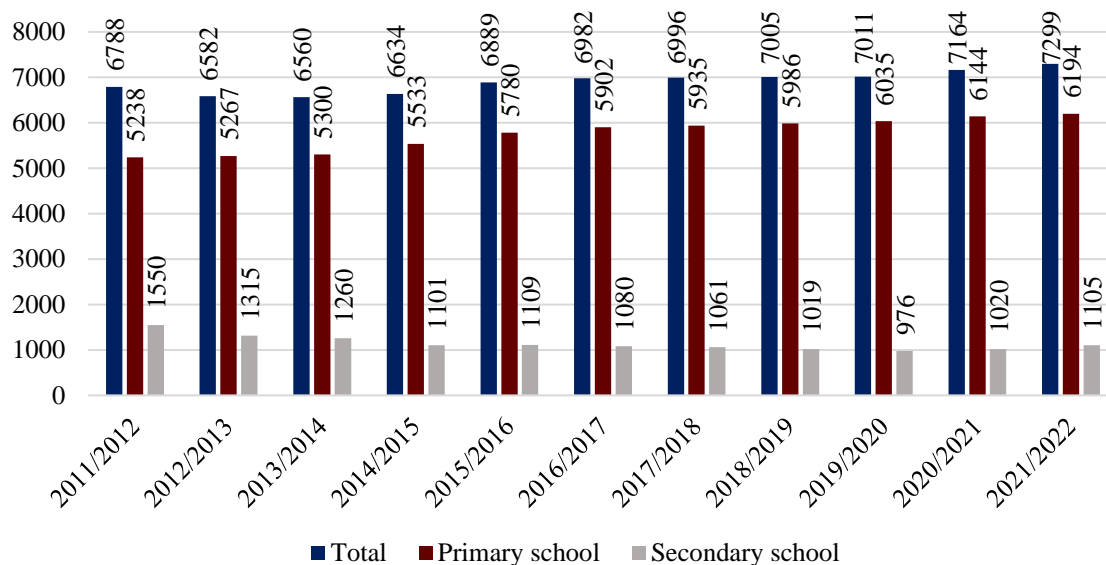


* number of children cared by nurses 01.12.2014.

** number of children cared by nurses June, 1

Source: Jelgava City Council Education Department

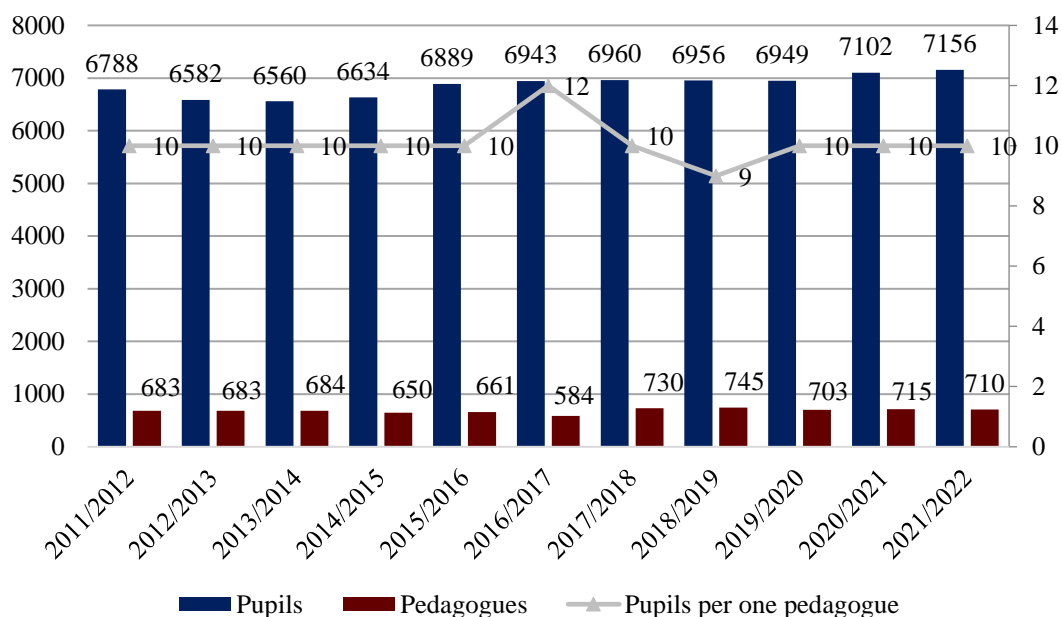
Number of children in Jelgava primary and secondary schools in 2011/2012 – 2021/2022



Source: Jelgava City Council Education Department

Education

Number of pupils and pedagogues in education institutions 2011/2012 – 2021/2022



* (excluding private elementary school "Punktiņš")

Source: Jelgava City Council Education Department

Number of pupils in Jelgava Primary and Secondary schools (1st to 12th grade)

Educational institution	Number of pupils Sept 1, 2020	Number of pupils Sept 1, 2021	Increase/ Decrease
Jelgava Technical School	1014	1047	+33
Jelgava State Gymnasium	803	807	+4
Jelgava Secondary School No.4	1265	1273	+8
Jelgava Secondary School No.5	801	785	-16
Jelgava Secondary School No.6	756	624	-132
Jelgava Spīdola State Gymnasium	563	582	+19
Jelgava Central Primary School (formerly Jelgava 3rd Primary School)	731	766	+35
Jelgava Primary School No.4.	1026	1013	-13
Jelgava primary school "Valdeka" – development center (formerly Jelgava 1st boarding school)	168	156	-12
Jelgava Paula Bendrup Primary School (previously Jelgava 2nd boarding school)	111	103	-8
Private School "Punktiņš" named after Lazdiņa	62	54	-8
TOTAL	7300	7210	-90

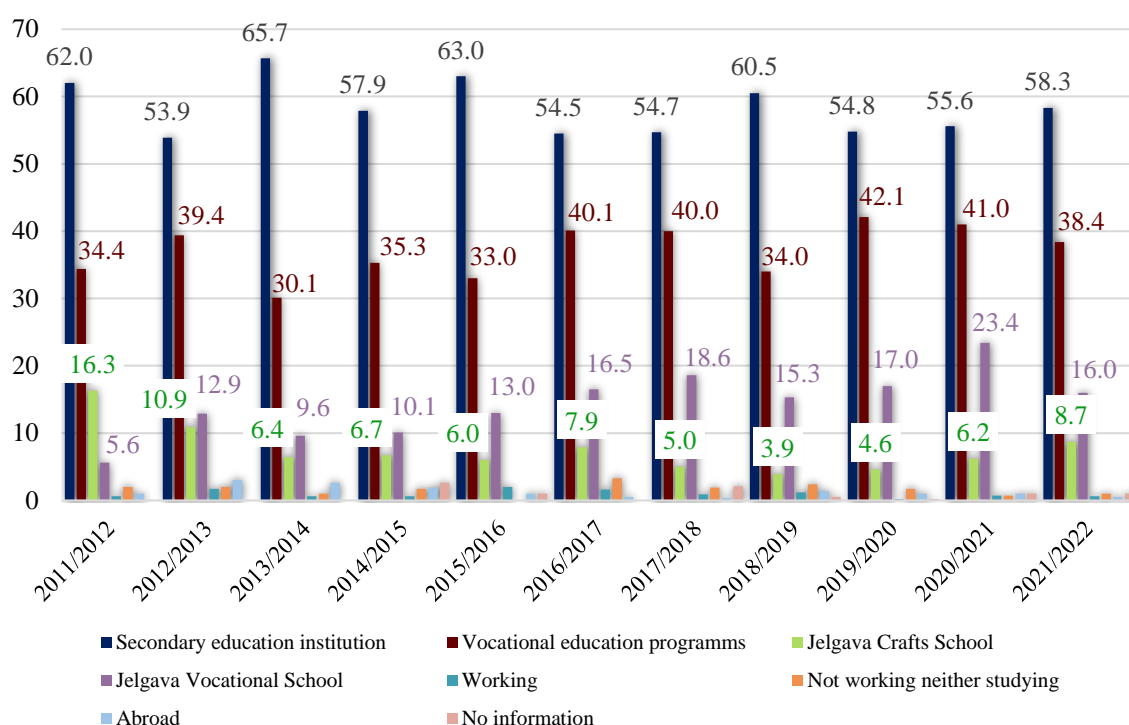
Source: Jelgava City Council Education Department

Grades in Jelgava in Final Exams (12th grade), including Professional educational establishments in 2020/2021

Subject	City	Country
Russian (as a foreign language)	76%	77%
Biology	54%	50%
Chemistry	55%	55%
Physics	48%	49%
Latvian language	51%	51%
English language	68%	67%
Mathematics	31%	36%
Latvia and World history	27%	46%

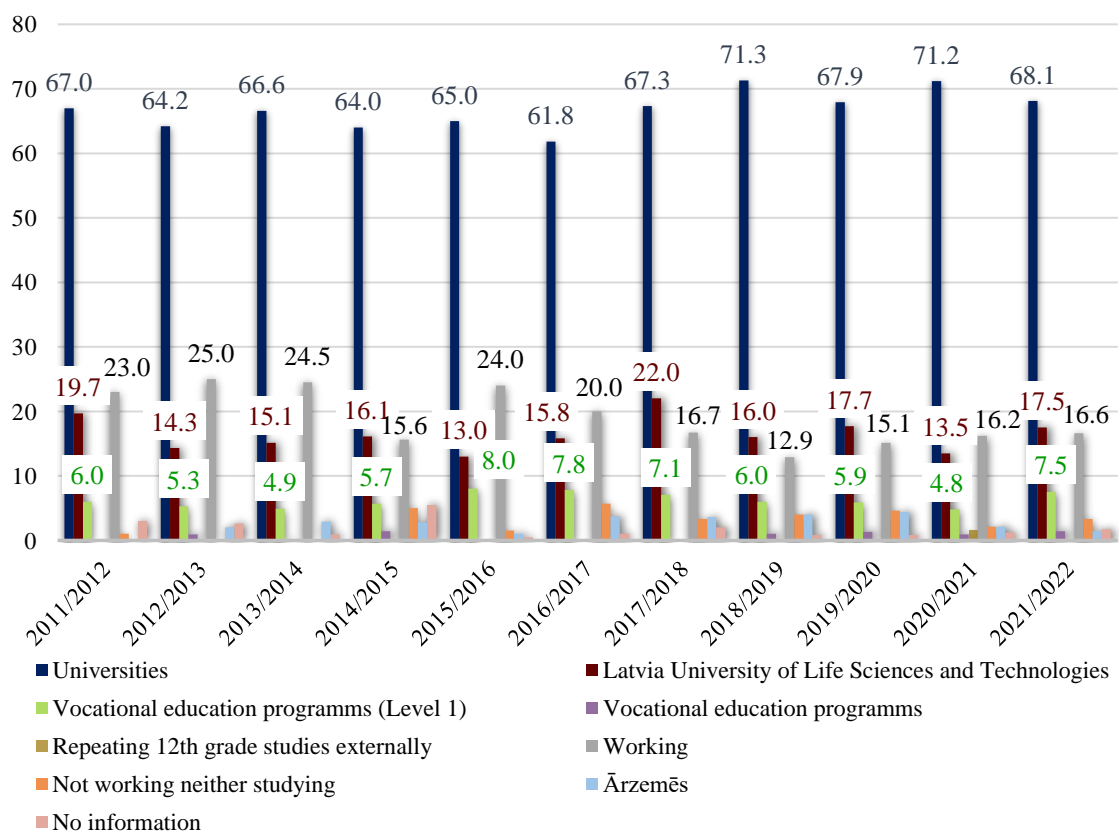
Source: Jelgava City Council Education Department

Choice of Jelgava students after the graduation of Elementary school programs, %



Source: Jelgava City Council Education Department

Choice of Jelgava students after the graduation of Secondary school programs, %



Source: Jelgava City Council Education Department

Education

Number of students who obtained the qualifications in Jelgava Technical College, 2020/2021

Qualification	Qualified
State budget group	
Car mechanic	36
Carpenter	14
Finishing work technician	12
Hospitality specialist	26
Customer care specialist	25
Computer system technician	23
Engineer communications technician	23
Programming technician	21
EU Social Fund (ESF) program:	
Car mechanic	9
Gas metal arc welder (MAG)	7
Computer system technician	-
Engineering Communications Technician	-
Fee groups (Skaistkalne)	
Clerk	5
Studying in penitentiary establishments (Professional education programs)	
Hand arc welder (MMA/111); gas metal arc welder (MAG/135)	45
Woodworking equipment operator	30
Electrician	38
Finishing Worker	66
Tungsten electrode arc welder (TIG/141) / with mechanized equipment in an active gas environment (MAG)	- / 22
Total:	402

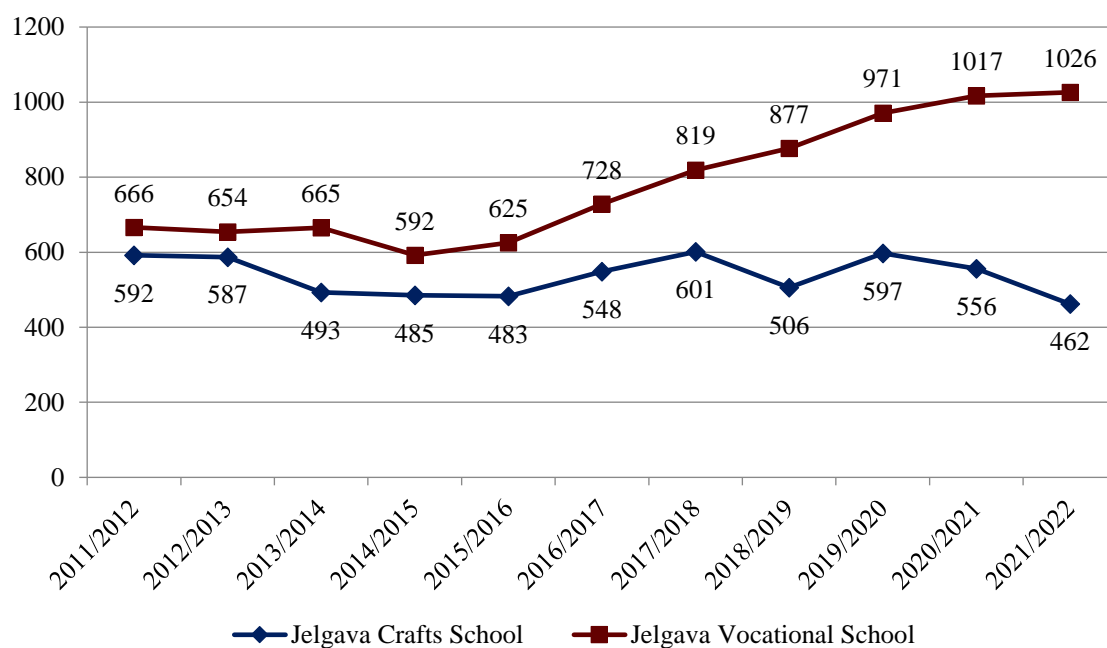
Source: Jelgava Technical College

Number of students who obtained the qualifications in Jelgava Secondary School Of Crafts, 2020/2021

Qualification	Qualified
After grade 9	
Cook's helper	8
Cook	11
Hairdresser	11
Tailor's assistant / seamstress's assistant	- / 1
Locksmith for mounting works	4
Programmable metalworking machine tool setter	-
Confectioner	-
After grade 12	
Programmable metalworking machine tool setter	-
Costume making and style specialist	-
Software control metalworking machine setter	2
Tailor's assistant	6
Retail commercial employee	10
EU Social Fund (ESF) program	
Confectioner	23
Programmable metalworking machine tool setter	8
Cook	10
Hairdresser-stylist	
Tailor's assistant	-
Accountant	9
Visual image stylist	14
Total:	114

Source: Jelgava Technical College

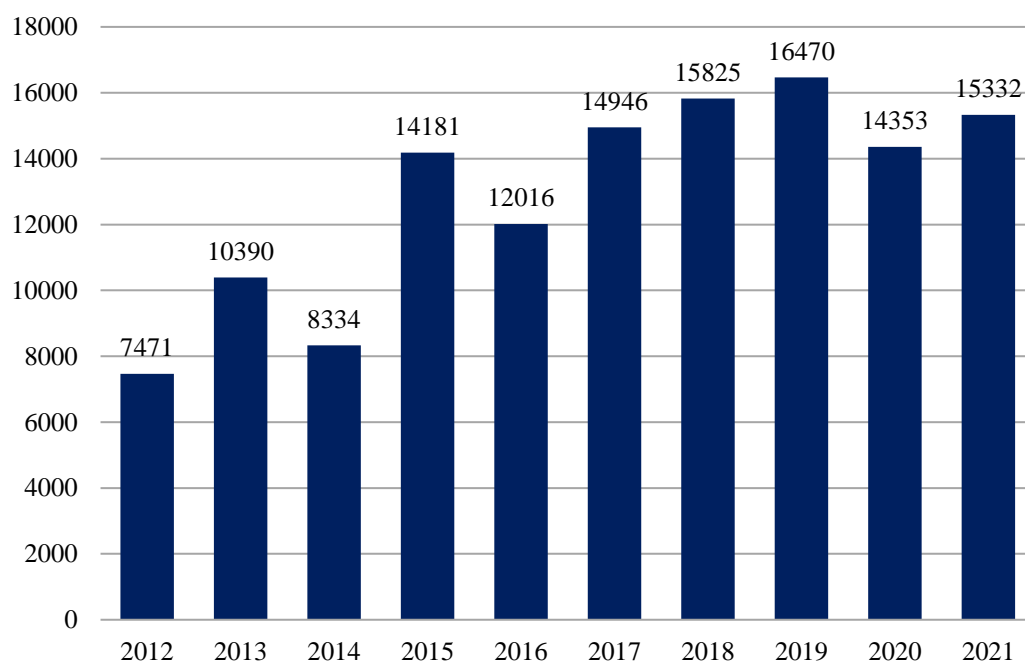
Number of students in Jelgava Technical College* and Jelgava Secondary School Of Crafts in 2011/2012 - 2021/2022



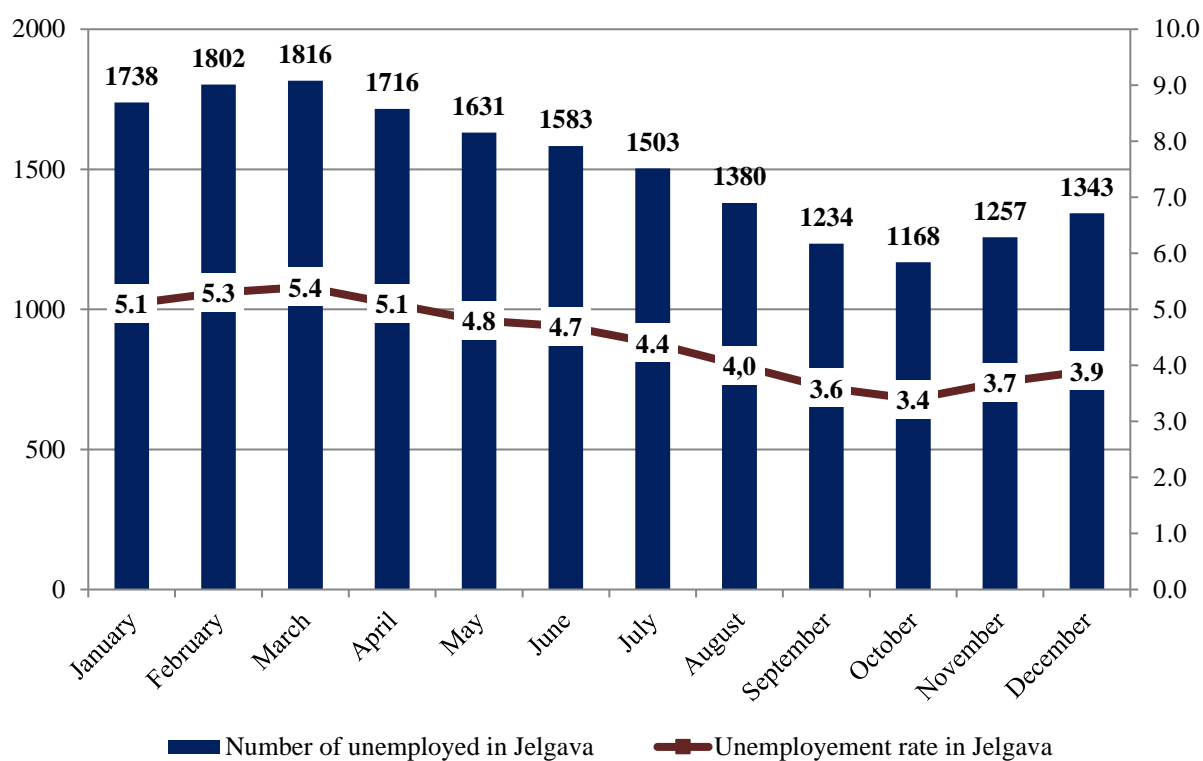
* excluding students in penitentiary establishments

Source: Jelgava Technical College, Jelgava Secondary School Of Crafts

Number of students in Competence Development Center of the Zemgale Region, 2012-2021



Source: Zemgale Region Human Resource and Competence Development Centre

Number of unemployed and unemployment rate in Jelgava 2021, %


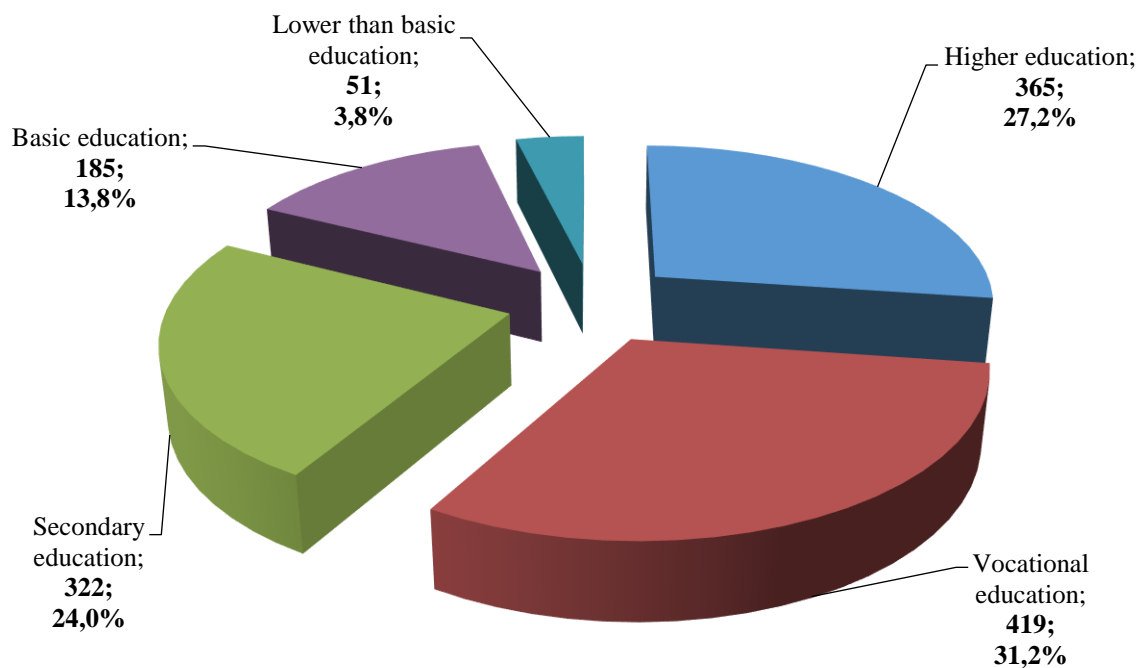
Source: State Employment Agency

Number of registered unemployed by gender and problem groups in Jelgava in 2019-2021

Year	Number of registered unemployed	By gender		Problem groups			
		Women	Men	Long-term unemployed (>1 year)	Disabled unemployed	Young people aged 15–24	Pre-retirement unemployed
31.12.2019.	1265	685	580	77	154	62	190
31.12.2020.	1738	957	781	240	225	145	224
31.12.2021.	1343	763	580	151	164	106	190

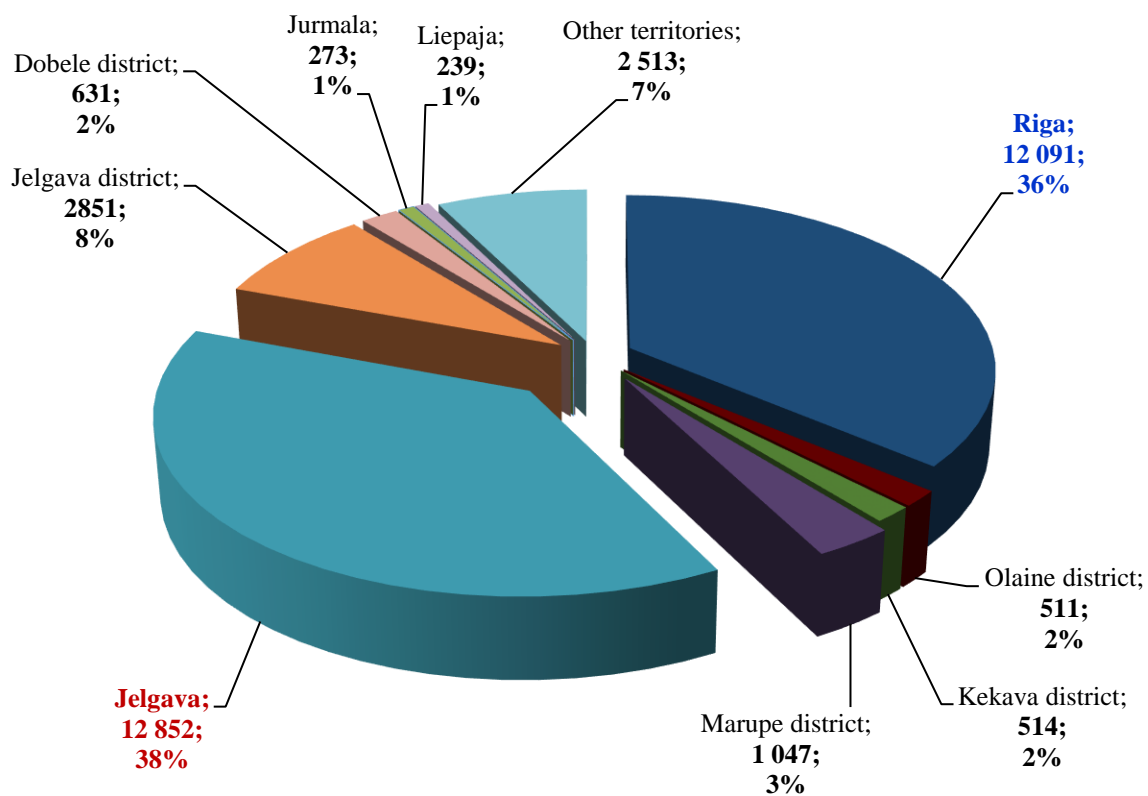
Source: State Employment Agency

Number of registered unemployed in Jelgava by the level of education, 2021, %



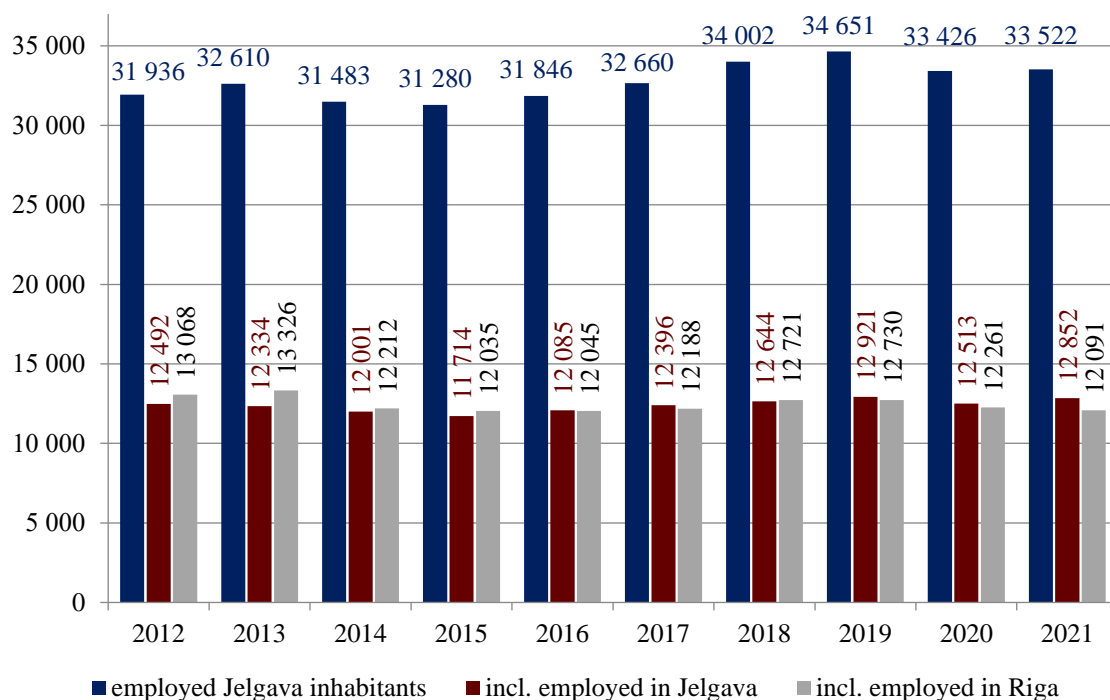
Source: State Employment Agency

Jelgavian work place geography in 2021, amount, %



Source: State Revenue Service

Number of employed Jelgava inhabitants, including employed in Riga and Jelgava 2012-2021



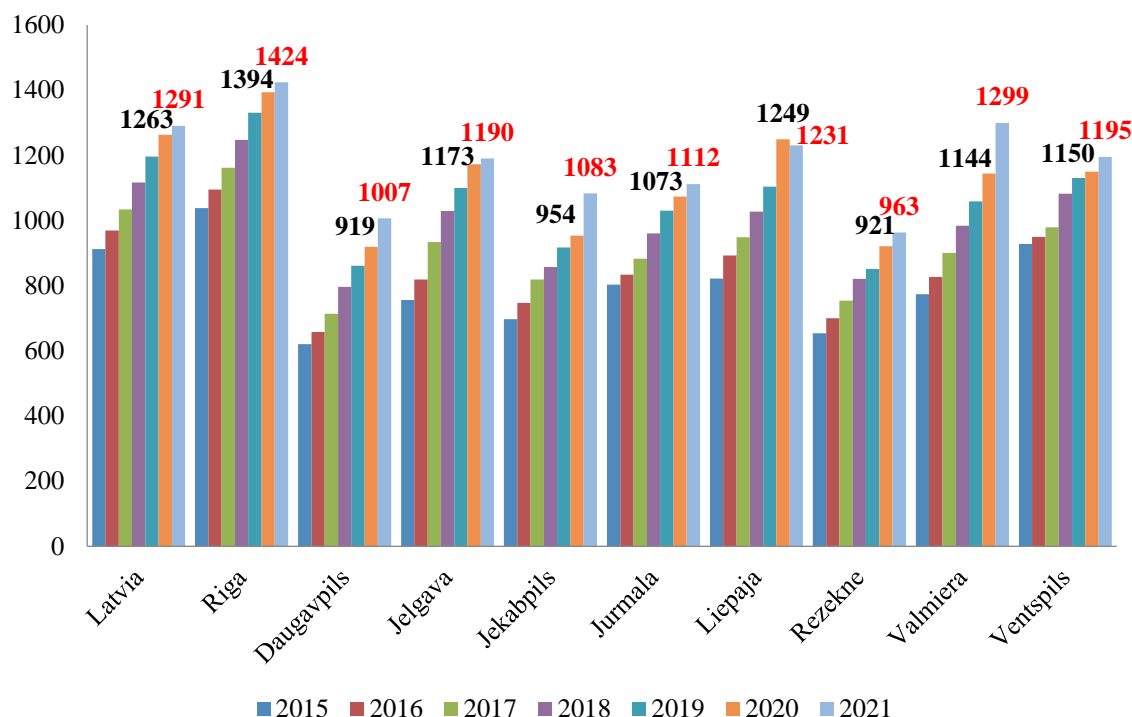
Source: State Revenue Service

Number of employees working in Jelgava, 2020-2021

Employee's declared address	2020	2021
Rīga	1 996	2 060
Olaine district	187	212
Jelgava	12 513	12 852
Jelgava district	3 838	5 294
Ozolnieku district	1 236	
Dobele district	580	
Tērvete district	148	
Auce district	146	858
Bauska district	184	
Jūrmala	166	
Tukums district	121	
Saldus district	122	122
Daugavpils	157	157
Other territories	2 512	2 363
TOTAL	23 906	24 732

Source: State Revenue Service

The average monthly gross salary in public sector in Latvia and the largest cities 2015-2021, euro

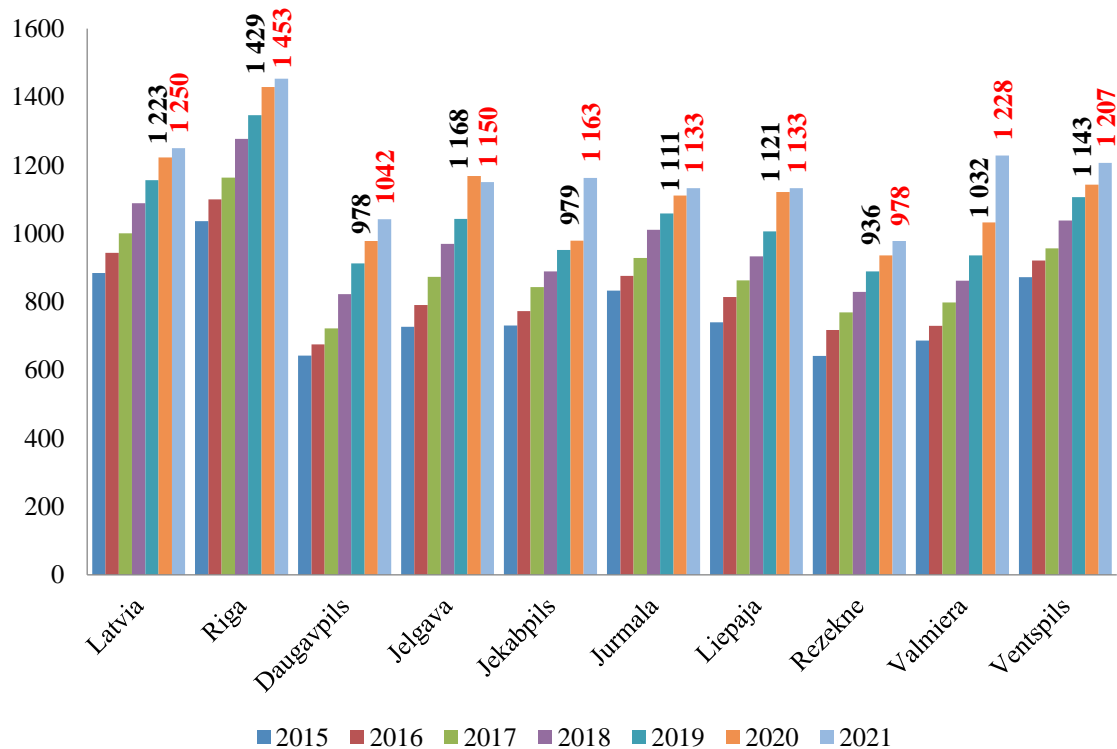


* In 2015-2020, total, excluding private sector companies with less than 50 employees

** In 2021, total, excluding private sector companies with less than 100 employees

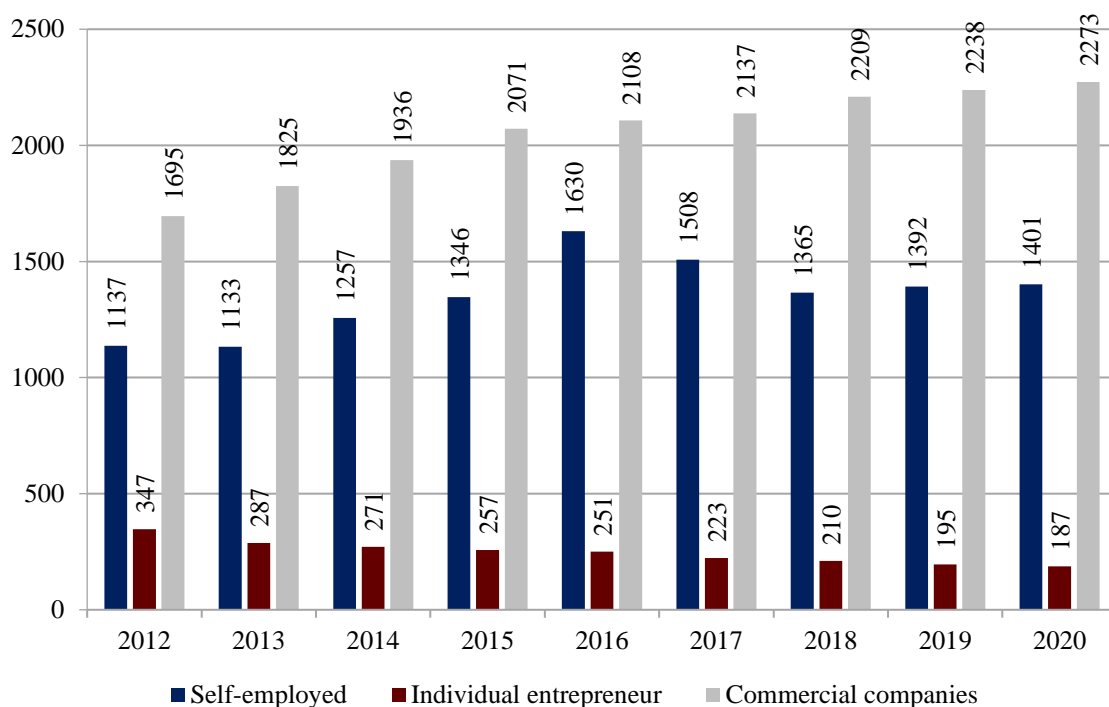
Source: Central Statistical Bureau of Latvia

The average monthly gross salary in public sector in Latvia and the largest cities 2015-2021, euro



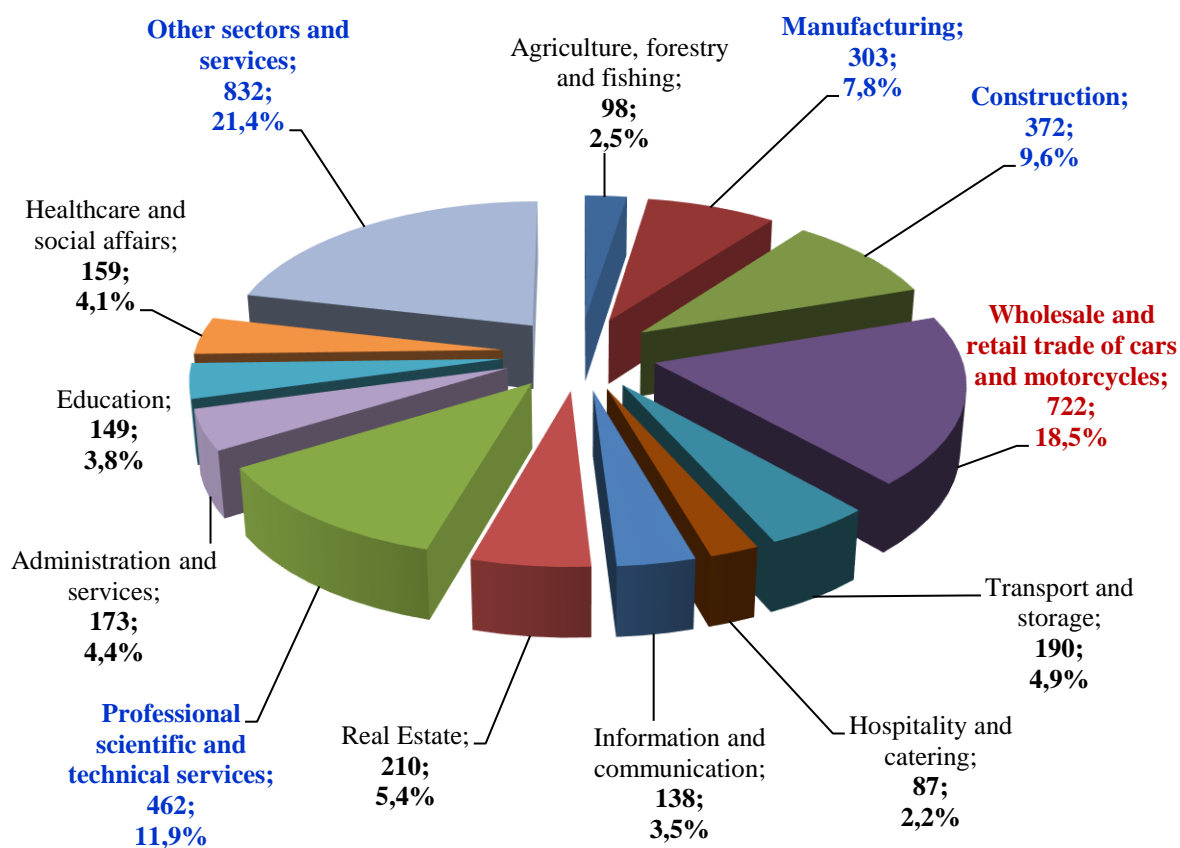
Source: Central Statistical Bureau of Latvia

Number of enterprises by form of entrepreneurship in Jelgava in 2012-2020



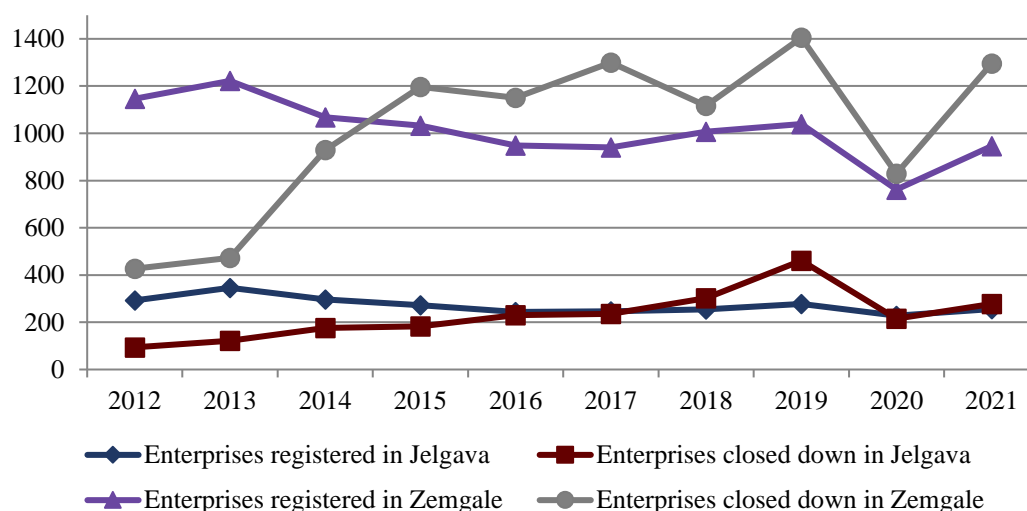
Source: Central Statistical Bureau of Latvia

Number of enterprises by type of activity in Jelgava, 2020



Source: Central Statistical Bureau of Latvia

Number of companies registered and closed down in Jelgava and Zemgale in 2012-2021



Source: "Lursoft" Ltd database

Companies with the largest turnover in Jelgava in 2021

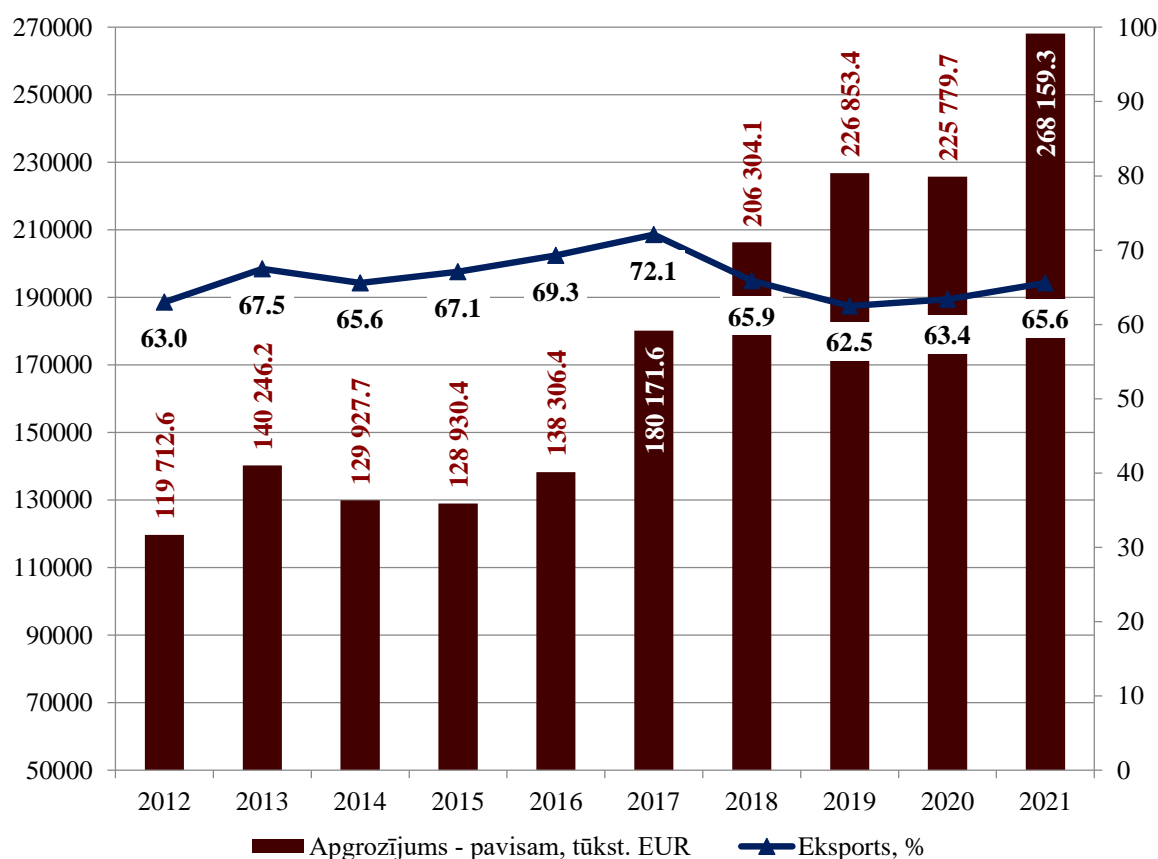
Nr	Company	Industry	Turnover, euro	Compared with 2020	Employees
1.	"Agreona" Ltd	Grain, seed, tobacco and fodder wholesale	116 688 398	6%	14
2.	"Avena Nordic Grain" Ltd	Grain, seed, tobacco and fodder wholesale	21 180 939	-24%	2
3.	"Baltre Latvia" Ltd	Wholesale of car parts and accessories	18 833 320	41%	22
4.	"Haugaard Baltic" Ltd	Manufacture of metal structures and parts of structures	12 636 456	97%	88
5.	"Fero M" Ltd	Recycling of sorted materials	11 959 290	86%	37
6.	"Pēterkoks" Ltd	Agents involved in the sale of timber and building materials	10 393 997	52%	14
7.	"Mitau Steel" Ltd	Manufacturing of metal structures and components	7 077 807	30%	66
8.	"SFM Latvia" Ltd	Manufacturing of metal structures and components	6 943 767	31%	72
9.	"LUWO" Ltd	Manufacturing of furniture	6 897 997	-4%	149
10.	"Universāls LTD" Ltd	Car service and repair, automotive, car re-construction, trailer production	6 315 513	-17%	80
11.	"MERCO LINKS" Ltd	Wholesale of wood, construction materials and sanitary equipment	6 189 261	83%	19
12.	"DGM Baltic" Ltd	Storage and warehousing	4 482 219	-46%	5
13.	"Zemgales veselības centrs" Ltd	Specialized medical practice	4 247 389	19%	135
14.	"Jelgavas komunālie pakalpojumi" Ltd	Waste collection (except hazardous waste)	4 149 987	4%	93
15.	"Smurfit Kappa Baltic" Ltd	Agents specialized in the sale of other particular products	4 082 567	8%	6
16.	"TS RĪGA" Ltd	Manufacturing of metal structures and components	3 821 174	70%	41

National Economy

Nr	Company	Industry	Turnover, euro	Compared with 2020	Employees
17.	"STEA Baltic" Ltd	Agents involved in the sale of timber and building materials	3 769 447	109%	6
18.	"Flora" Ltd	Sawmilling and impregnation	3 467 382	14%	99
19.	"Marks M" Ltd	Manufacture of mattresses	3 007 899	11%	90
20.	"ColliCare Logistics" Ltd	Freight transport by road	2 943 501	696%	36
21.	"JANTO" Ltd	Freight transport by road	2 699 793	32%	36
22.	"General development group" Ltd	Development of Building Projects	2 571 927	214%	7
23.	"AKVAMARINS" Ltd	Retail sale in non - specialized stores with food, beverages or tobacco predominating	2 433 640	0%	33
24.	"Waldec Latvia" Ltd	Agents involved in the sale of machinery, industrial equipment, ships and aircraft	1 995 744	14%	4
25.	"BERLING" Ltd	Toys manufacturing	1 988 736	19%	106

Source: "Lursoft" Ltd database

Turnover and exports of processing industry in Jelgava during the period from 2012-2021



Source: Central Statistical Bureau of Latvia

TOP 40 manufacturing companies in Jelgava, 2021 (alphabetical order)

Company name	Industry	Turnover, <i>euro</i>	Number of employees
“AB Baltic Investment” Ltd	Manufacture of metal structures and components; wire products, circuits and spring production	2 684 691* ↓	43 ↓
“AKG Thermotechnik Lettland” Ltd	Production of parts and supplies for motor vehicles	34 642 379 ↑	299 ↑
“Autohim” Ltd	Manufacture of unclassified chemical products	907 016 ↑	15 -
“Baltijas Gumijas Fabrika” Jsc	Manufacture of other rubber products	1 084 435* ↓	45 ↓
“Berling” Ltd	Toys manufacturing	1 988 736 ↑	106 ↑
“Chocollette Confectionary” Ltd	Manufacture of confectionery products	3 305 930* ↑	77 ↓
“Cross Timber Systems” Ltd	Veener and wooden panel production	8 156 642* ↓	53 ↓
“E&D METAL” Ltd	Cold forming or folding	454 329 ↑	7 ↑
“Elas Baltic” Ltd	Manufacture of made - up textile articles, except apparel, ropes, cordage, ropes and netting	1 379 178 ↓	77 ↓
“Elektra” Ltd	Maintenance and repair of motor vehicles; repair of electrical equipment	204 035 ↓	18 ↓
“Elrrik” Ltd	Manufacture of concrete products for construction purposes; construction of residential and non-residential buildings	2 740 784* ↑	48 ↑
“Etic” Ltd	Manufacture of bodies (coachwork) for motor vehicles; manufacture of trailers and semi - trailers. Installation of industrial machinery and equipment	1 451 625 ↑	13 ↓
“Evopipes” Ltd	Manufacturing of plastic plates, sheets, tubes and profiles	32 254 632* ↑	130 ↑
“Flora” Ltd	Sawmilling and impregnation	3 467 382 ↑	99 ↓
“GZD” Ltd	Manufacture of beer	170 236 ↓	8 ↓
“Haugaard Baltic” Ltd	Manufacture of metal structures and parts of structures	12 636 456 ↑	88 ↑
“Igates Betons” Ltd	Manufacture of ready-mixed concrete; manufacture of concrete products for construction purposes	1 551 160 ↑	19 -
“Jelgavas Mašīnbūves Rūpnīca” AS	Manufacture of other general - purpose machinery	697 609 ↑	45 ↓
“Jelgavas tipogrāfija” Jsc	Printing and typography	14 017 593 ↑	177 ↑
“Kimss un Ko” Ltd	Processing and preserving of fish, crustaceans and molluscs	1 019 246 ↓	22 ↓
“Latvijas piens” Ltd	Milk processing and cheese production	38 512 331 ↑	71 ↓
“Locitech Production” Ltd	Mechanical processing	7 161 170* ↑	110 ↑
“Luwo” Ltd	Manufacturing of furniture	6 897 997 ↓	149 ↓
“Lux-apģērbs” Ltd	Manufacture of workwear	514 987* ↑	40 ↑
“LV Elements” Ltd	Manufacture of builders' carpentry and joinery	4 175 861 ↑	44 ↑
“Marks M” Ltd	Manufacture of mattresses	3 007 899 ↑	90 ↑
“Mārīte” Ltd	Manufacture of other outerwear	181 121 ↓	21 ↓

National Economy

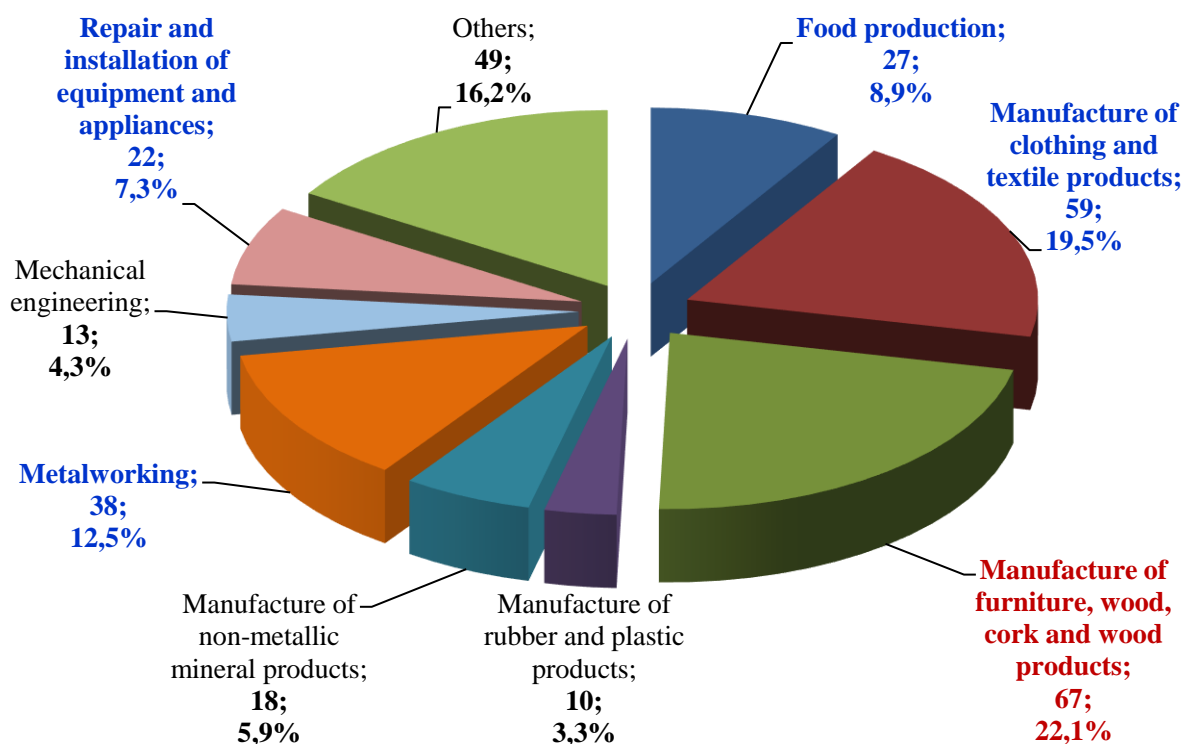
Company name	Industry	Turnover, euro	Number of employees
"Mitau Prefab" Ltd	Manufacture of concrete products for construction purposes	4 397 475 ↑	100 ↑
"Mitau Steel" Ltd	Manufacturing of metal structures and components	7 077 807 ↑	66 -
"NCC Shaft" Ltd	Manufacture of other fabricated metal products n.e.c.; manufacture of pumps and compressors	2 422 217 ↓	34 ↑
"SFM Latvia" Ltd	Manufacturing of metal structures and components	6 943 767 ↑	72 ↓
"Signum" Ltd	Manufacture of other fabricated metal products	2 100 641 ↓	35 ↓
"Skonto Concrete Cladding" Ltd	Manufacture of concrete products for construction purposes	845 121** ↓	34 -
"Texora" Ltd	Manufacture of cordage, rope, twine and netting	1 160 187 ↓	25 ↓
"Transportbetons MB" Ltd	Manufacture of finished concrete mixtures	21 865 181 ↑	96 ↑
"TS Rīga" Ltd	Metal forging, pressing, stamping and flatting; powder metallurgy	3 821 174 ↑	41 ↑
"Universāls LTD" Ltd	Car service and repair, automotive, car re-construction, trailer production	6 315 513 ↓	80 ↑
"VT East" Ltd	Mechanical processing	1 092 226 ↓	24 ↓
"Zemgales Tehnoloģiskais Centrs" Ltd	Manufacture of builders' carpentry and joinery	2 431 405 ↑	26 -
"ZN Metals" Ltd	Processing and coating of metal surfaces	8 745 523* ↓	84 ↓

* Data available in the Lursoft database only for the year 2020

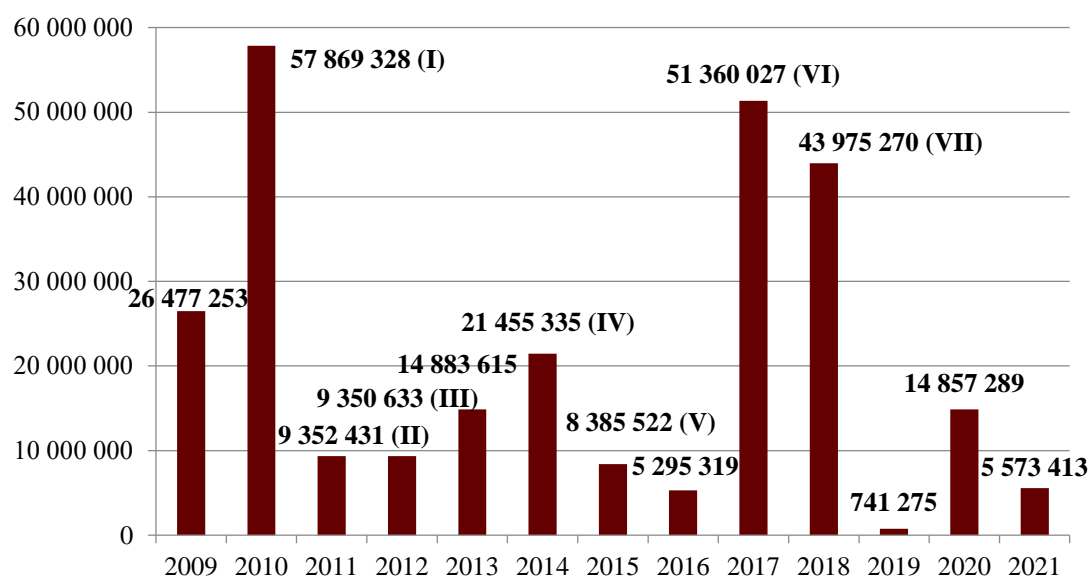
** Data available in the Lursoft database only for the year 2019

Source: Central Statistical Bureau of Latvia, "Lursoft" Ltd database

Number and share of registered companies in manufacturing industries in Jelgava in 2020



Source: Central Statistical Bureau of Latvia

Investments attracted by municipality and municipal establishments in 2009 -2021, euro


(I) Incl. 25 123 895 euro – Funding of the project of the Cohesion Fund project "Jelgavas Ūdens" Ltd.

(II) Incl. 1 718 037 euro – Funding of "Jelgavas Komunālie pakalpojumi" Ltd.

(III) Incl. 1 958 501 euro - Financing of the Cohesion Fund project of "Jelgavas Ūdens" Ltd.

(IV) Incl. 15 524 113 euro - ERDF project of Jelgava Vocational school and 1 995 741 euro funding of the project of Fortum Jelgava Cohesion Fund.

(V) Incl. 2 332 048 euro - "Jelgavas Ūdens" Ltd and 2 860 598 euro - Fortum Jelgava Cohesion Fund project funding

(VI) Incl. 23 399 362 euro - Funding of the project of the Cohesion Fund project "Jelgavas Ūdens" Ltd. And 2 142 118 euro "Jelgavas pilsētas slimnīca" Ltd financing of ERDF project

Source: Jelgava city Municipality

Funding attracted by Jelgava City self-government and its institutions in 2021 in the form of projects according to self-government functions

Functions	Funding attracted	
	euro	%
Arrangement of infrastructure of municipal buildings	1 317 238	23,63
Arrangement of infrastructure of residential buildings	1 262 623	22,65
Civil defense	954 470	17,13
Social sphere	823 471	14,77
Health	577 098	10,35
Education	503 122	9,03
Entrepreneurship promotion	117 647	2,11
Culture	17 744	0,32
TOTAL:	5 573 413	100,00

Source: Jelgava city Municipality

The largest loan investment projects launched by Jelgava city Municipality in 2021, euro

Project name	Funding sources	Total project funding, euro	The amount of invested financing	
			Invested in 2021, euro	incl. loan funds, euro
Construction of a bridge over the Platone river in Bauskas street, Jelgava	100 % municipal funding	1 864 913	548 584	466 296
Creation of municipal rental apartments at Stacijas Street 13, Jelgava	100 % municipal funding	1 346 341	1 346 341	1 144 390
Development of construction projects "Reconstruction of Miera Street and existing Miera Street, Aizsargu Street and Bauskas Street roundabout in Jelgava", "Reconstruction of Aizsargu Street in Jelgava" and "Reconstruction of Bauskas Street in Jelgava"	100 % municipal funding	120 872	36 262	30 822
Development and supervision of the construction project "Creation of the street infrastructure of the industrial park"	100 % municipal funding	214 573	64 372	54 716

Source: Jelgava city Municipality

The largest infrastructure development projects launched in 2021

Project name	Total project funding, euro	Funding sources	Planned results
Reconstruction of the building at Pasta Street 32, Jelgava into a registry office	2 268 992	State – 85%, municipality – 15%	Within the framework of the project, is planned the reconstruction of the building at Pasta Street 32, Jelgava, increasing the energy efficiency, and on the side of the building's yard - the construction of a glass/metal structure extension, as well as the improvement of the territory. The extension includes a celebration hall, rooms for the newlyweds and a utility room. During the implementation of the project, premises corresponding to modern requirements will be provided for the provision of high-quality service by the registry office.
Increasing the energy efficiency of the multifunctional social service center building at Zirgu street 47A, Jelgava	823 471	ERDF – 42,8% state – 1,9% municipality – 55,3%	Energy efficiency will be increased in the multifunctional social service center building at Zirgu street 47A, Jelgava, reducing heat energy consumption and related costs in the building owned by the municipality.
Increasing the energy efficiency of Jelgava city Municipal Educational Institution "Jelgava Technological Secondary School"	3 906 001	ERDF – 14,1% state – 0,6% municipality – 85,3%	In Jelgava Technological Secondary School, a learning and working environment that meets modern requirements will be provided, the energy efficiency level of the building will be increased and costs for heat energy consumption will be reduced.
Increasing the energy efficiency of the operational information center building of Jelgava Municipality at Sarmas Street 4	537 404	ERDF – 18,1% state – 0,8% municipality – 81,1%	In the operational information center building of the Jelgava municipality at Sarmas street 4, Jelgava, the energy efficiency of the building will be increased and costs for heat energy consumption will be reduced, including the creation of a work environment that meets modern requirements.

Source: Jelgava city Municipality

Buildings accepted into service and building permits issued in 2021

Nr	Buildings	Issued building permits (number)			Accepted into service (number)		
		Total	New buildings	Reconstruction, renovation	Total	New buildings	Reconstruction, renovation
	Total buildings (I+II)	285	218	67	192	135	57
I	Buildings	253	196	57	159	105	54
1.	Residential buildings	171	130	41	44	32	12
1.1.	Individual houses	165	126	39	43	32	11
1.2.	Two apartment houses	0	0	0	0	0	0
1.3.	Houses of three or more apartments	6	4	2	1	0	1
2.	Nonresidential buildings	82	66	16	115	73	42
2.1.	Factories	1	0	1	1	1	0
2.2.	Stores (retail objects)	8	5	3	2	0	2
2.3.	Others	73	61	12	112	72	40
II	Engineering structures	32	23	9	33	30	3
1.	Roads and streets	11	6	5	8	7	1
2.	Gas distribution systems	9	8	1	10	10	0
3.	Main transmission and distribution lines	3	2	1	3	3	0
4.	Hydrotechnical and amelioration buildings	0	0	0	0	0	0
5.	Local cold and hot water supply structures	5	4	1	5	4	1
6.	Other, previously unclassified, engineering structures	4	3	1	7	6	1

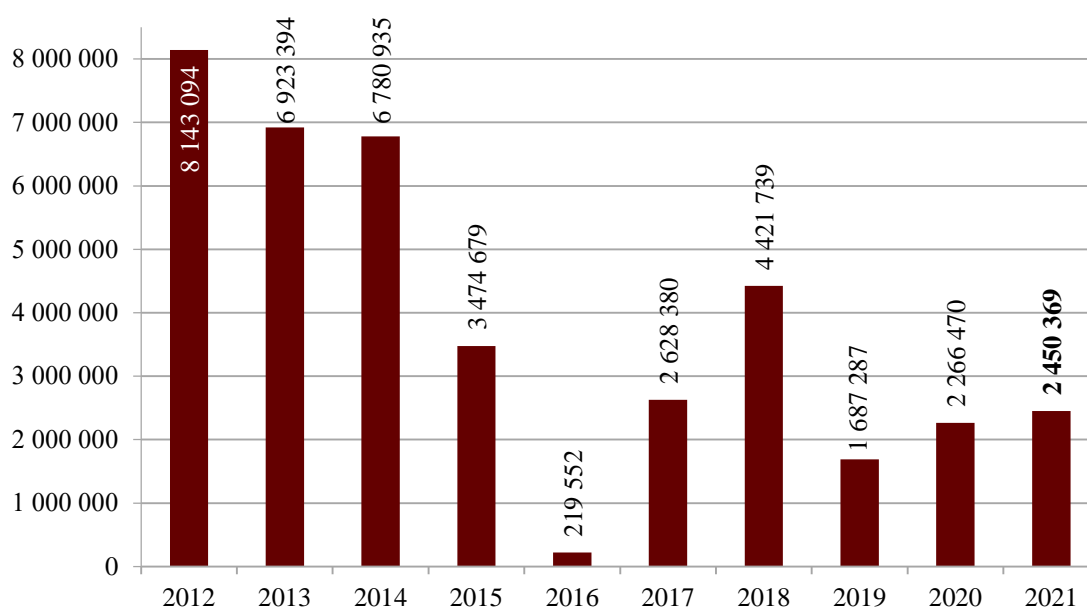
Source: Jelgava city Municipality

The most important objects accepted into service in 2021 in Jelgava

Nr	Address	Customer, object
1.	Boulevard Brīvības 6	"Jelgavas pilsētas slimnīca" Ltd, reconstruction of kitchen cabinet
2.	Street Tērvetes 97	"Marksmens" Ltd, reconstruction of the storecafe
3.	Street Paula Lejiņa 2	"KONGS" Ltd, Husqvarna, forest and garden equipment shop and service
4.	Street Aviācijas 18	"NP Jelgavas biznesa parks" Ltd, reconstruction of a part of the industrial production building
5.	Street Aviācijas 6	"UNIVERSĀLS LTD" Ltd, manufacturing building
6.	Street Graudu 6	"DZARS" Ltd, furniture manufacturing building
7.	Road Rubeņu 46	"Baltic Agro Machinery" Ltd, reconstruction of the technical service center building; construction of two annexes
8.	Street Lielā 3A	"NOVATORS" Ltd, "ENERGO 2000" Ltd, "GRIENVALDE" Ltd, "Vecogre" Ltd, "ZILUPES HES" Ltd, "SANKAĻI", office building
9.	Street Kristapa Helmaņa 8	Latvia University of Life Sciences and Technologies, reconstruction of the experimental animal center
10.	Street Uzvaras 51	Jelgava City Municipality, children's recreation place and playground in Uzvaras Park
11.	Street Uzvaras 51	Jelgava city municipality institution "Pilsētasimniecība", restoration of the optical network, video surveillance system and sidewalks in the section of Uzvaras street and Uzvaras park, Jelgava, Phase I
12.	Street Graudu	Jelgava City Municipality, restoration of the asphalt concrete surface on Graudu street
13.	Street Neretas 1, road Rubeņu 2	Jelgava City Municipality, water pipe and sewerage construction in the industrial area at Neretas street 1, Rubeņu road 2, Jelgava
14.	Street Garozas, Neretas, road Rubeņu	Jelgava City Municipality, construction of the connecting street between Garozas street and Neretas street, Jelgava (continuation of Rubeņu road)
15.	Road Rubeņu, Rubeņu 21	Jelgava City Municipality, electricity supply on Rubeņu road 21, Jelgava
16.	Street Zvejnieku 10	"JELGAVAS ŪDENS" Ltd, construction of "Sewerage on Meiņu road, Satiksmes and Audēju streets, 13th phase"

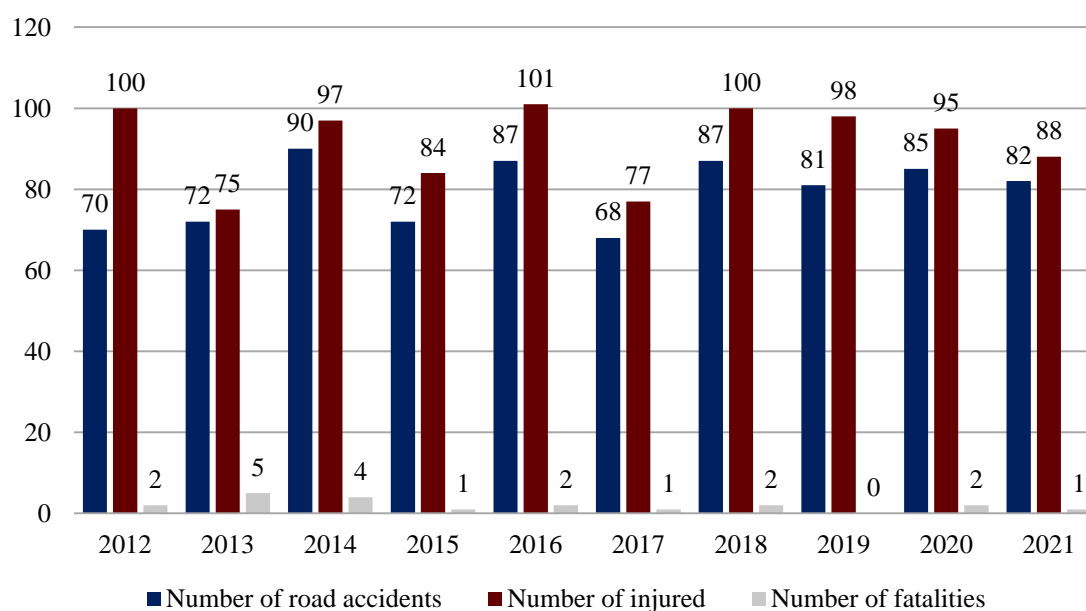
Source: Jelgava city Municipality

Finance allotted to reconstruction of streets in Jelgava 2012-2021, euro



Source: Jelgava city Municipality

Road accident statistics in Jelgava, 2012-2021



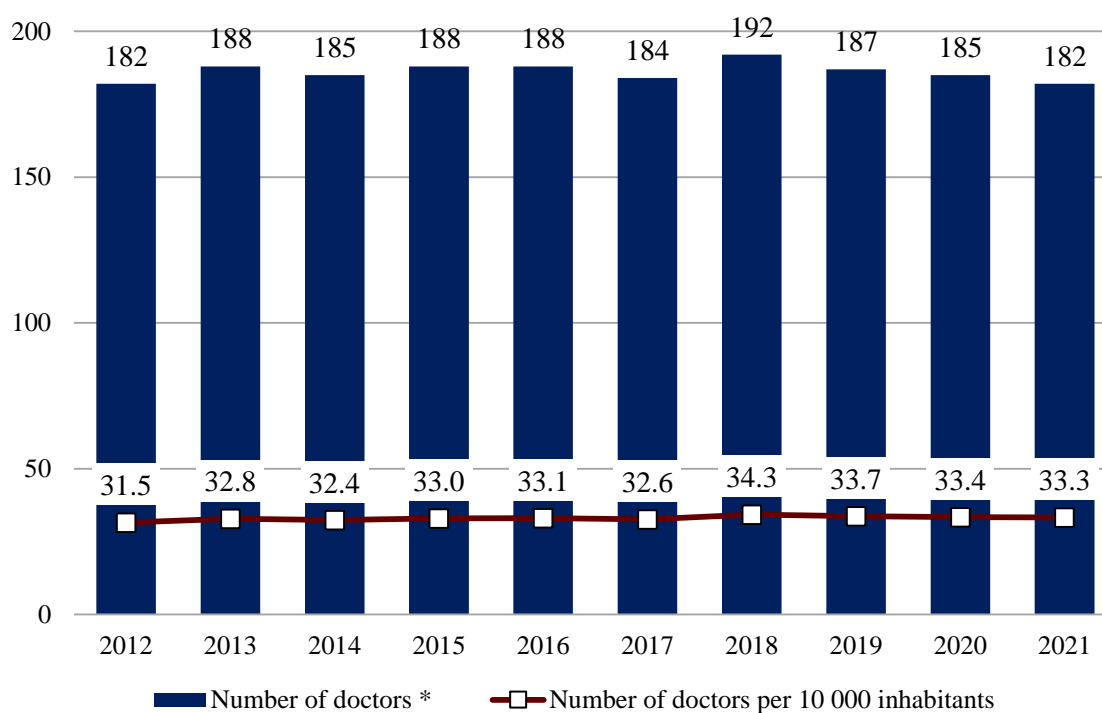
Source: Central Statistical Bureau of Latvia

Number of video surveillance cameras in Jelgava and registreted infringements, 2012 – 2021

	2012	2013	2014	2015	2016	2017	2018	2019	2020	2021
Video surveillance cameras in Jelgava	43	68	68	102	120	120	120	125	205	253
Registreted infringements	307	567	823	783	1843	1708	1504	1503	1364	1444

Source: Jelgava city Municipality

Number of doctors in Jelgava 2012-2021



* doctors excluding dentists, with interns and residential doctors

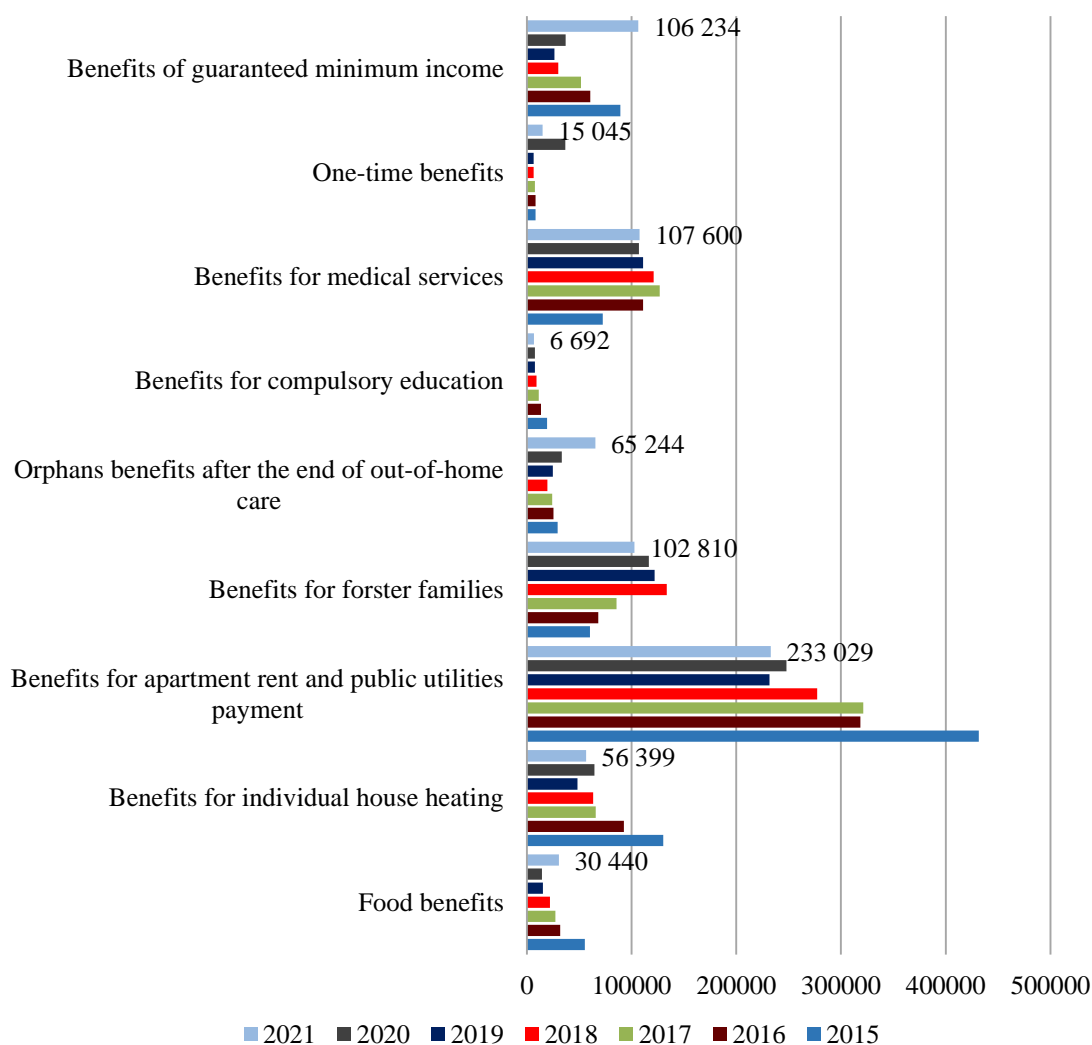
Source: Center for Disease Control and Prevention

Facts about health care in Jelgava, 2021

Facts	2019	2020	2021
Number of family doctors	43	42	43
The number of registered patients per 1 general family doctor	1573, incl. 320 children	1226, incl. 310 children	1557, incl. 317 children
Number of beds in Jelgava City Hospital	256	256	242
Number of doctors in Jelgava City Hospital	95	111	108
Number of nursing assistants and sanitarians in Jelgava city hospital	173	237	123
The number of economic staff in the Jelgava City Hospital	153	164	80
The number of patients admitted to Jelgava City Hospital	12 130	10 890	9 748
Average duration of treatment in Jelgava City Hospital	5,65 days	5,75 days	6,01 days

Source: Center for Disease Control and Prevention, Jelgava City Hospital

Issued amount of the municipal benefits (euro) proportion by type of benefits in 2015-2021



Source: Jelgava City Council Social Affair Agency

Other municipal social benefits, 2019 – 2021

Nr	Benefits	Sum (euro)			Number of families			Beneficiary		
		2019	2020	2021	2019	2020	2021	2019	2020	2021
1.	Benefit for the care of a disabled child with severe functional disorders	8 580	5 291	10 296	5	4	6	5	4	6
2.	Childbirth benefit	54 296	61 826	45 779	601	592	539	612	609	547
3.	Benefit for transport expenses for triplets	1 548	1 548	1 548	1	1	1	3	3	3
4.	Benefit for installing water meters for large families with many children	1 515	547	1 119	23	8	15	137	37	74

Social affairs

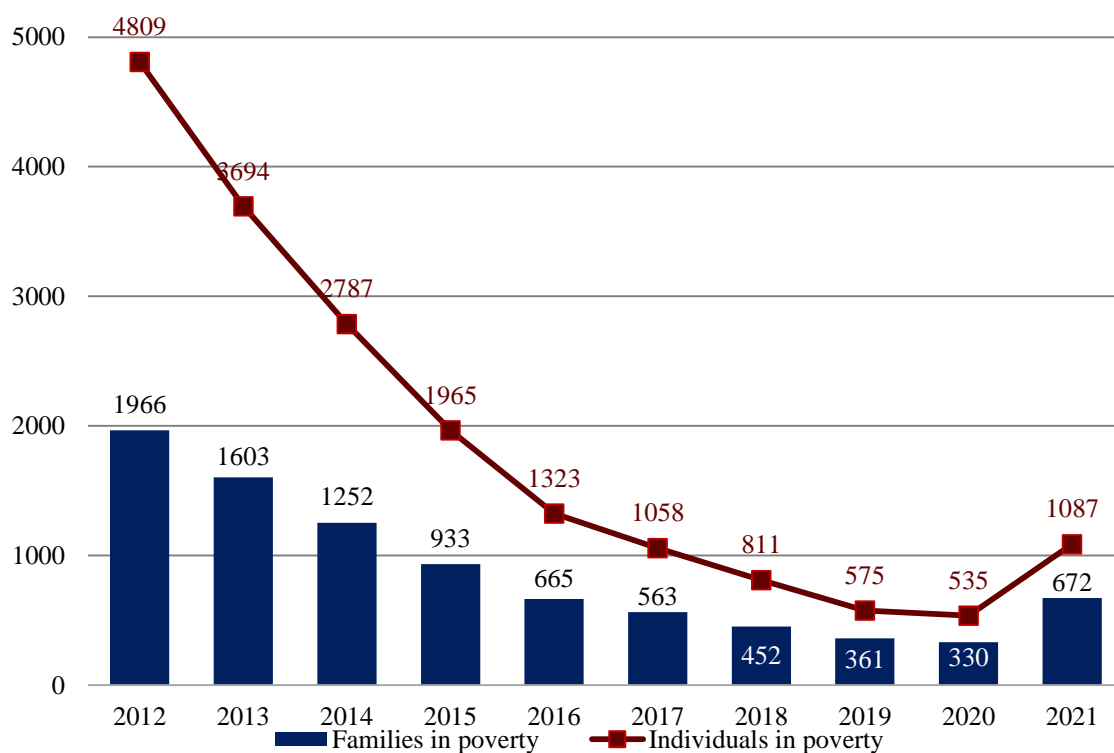
Nr	Benefits	Sum (euro)			Number of families			Beneficiary		
		2019	2020	2021	2019	2020	2021	2019	2020	2021
5.	Benefit to cover transport fare for politically repressed persons	10 393	5 856	5 856	170	180	180	174	184	184
6.	Benefit to cover transport fare for seniors	133 763	95 180	95 180	3 882	4 354	4 354	4 279	4 842	4 842
7.	Benefit to cover transport fare for orphans	8 558	4 035	4 035	56	43	43	68	55	55
8.	One-time benefit for people who reached age of 100 years	572	750	750	4	5	5	4	5	5
9.	Benefit for catterring in for 5th-6th grade	1 204	1 157	1 157	116	156	156	117	159	159
10.	Benefit to cover the transport fare for pupils from families with low income	1 472	507	507	62	38	38	84	46	46
11.	Benefit for a person after jail release	2 795	2 838	2 838	60	61	61	60	63	63
12.	Benefit for catterring in general educational establishments for large families	117 973	111 308	111 308	733	783	783	1 107	1 199	1 199
13.	Benefit for catterring in preschool educational establishments for large families	303 526	286 129	286 129	690	765	765	1 003	1 100	1 100
14.	Benefit to cover charges of vocational education programs for large families	22 870	25 045	25 045	164	200	200	236	290	290
15.	Allowance to cover the fare for pupils from large families	22 819	7 634	7 634	860	804	804	1 733	1 561	1 561
16.	Benefits for foster families (school supplies, free materials at school and pre-school educational establishments)	4 352	4 348	4 348	23	21	21	37	34	34
17.	Funeral benefit	14 283	12 851	12 851	76	63	63	76	63	63
18.	Annual allowance for a politically repressed person (from 2016)	6 960	11 550	11 550	228	227	227	232	230	230

Social affairs

Nr	Benefits	Sum (euro)			Number of families			Beneficiary		
		2019	2020	2021	2019	2020	2021	2019	2020	2021
19.	Annual Rehabilitation benefit for Chernobyl nuclear power station disaster recovery	3 650	3 250	3 250	73	65	65	73	65	65
20.	Allowance to cover tuition fees for vocational education programs for students from guardian families	170	115	115	2	1	1	2	1	1
Social benefits total:		721 299	641 765	631 295	6 347	8 371	8 327	8 560	10 469	10 527

Source: Jelgava City Council Social Affair Agency

Number of families in poverty and individuals in poverty, 2012-2021



Source: Jelgava City Council Social Affair Agency

Number of culture events and number of visitors from 2012-2021

	2012	2013	2014	2015	2016	2017	2018	2019	2020	2021
Number of attendance	231 771	292 397	325 356	477 271	401 018	506 580	531 719	442 454	159 678	105 767
Number of culture events	207	282	324	295	316	337	346	353	129	84

Source: Jelgava Municipal Establishment "Kultūra"

Most attended events in Jelgava in period 2012-2021

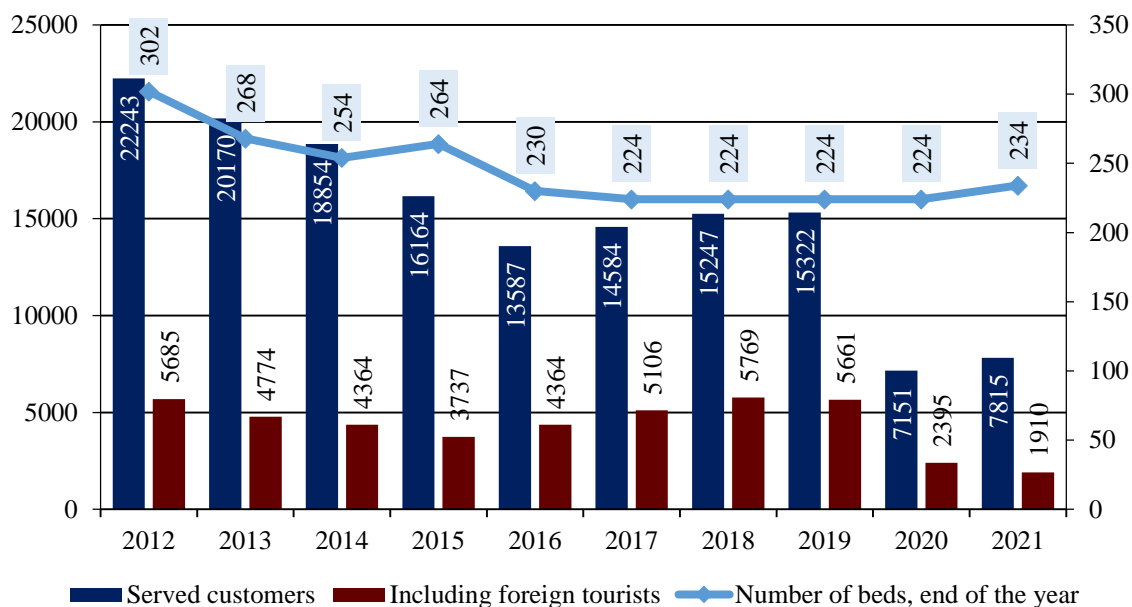
Name	Attendants									
	2012	2013	2014	2015	2016	2017	2018	2019	2020	2021
International Ice sculpture festival in Jelgava	40 000	41 000	42 000	46 000	50 016	85 527	85 627	64 959	43 426	5 000**
Easter Walk in the park of Jelgava Palace	1 800	2 400	3 000	2 300	1 500	5 000	5 000	5 000	0	0
Latvia Plant Days in Jelgava	13 500	14 000	15 000	15 000	15 500	15 600	16 000	16 000	0	9 000
Jelgava City festival	22 600	23 500	22 329	142 160*	26 458	102 650	93 600	60 000	0	12 000
International Sand sculpture festival in Jelgava	25 000	25 400	26 000	51 383	39 260	40 583	41 420	39 433	57 752	45 330
International festival of Milk, bread and honey; Regatta of milk carton boats	22 000	23 000	25 500	32 000	30 000	31 000	32 500	32 500	11 500	10 000
Independence day	21 000	25 000	23 671	29 848	18 000	28 850	44 428	38 000	0	15 000
Metal festival	8 000	12 000	12 000	11 000	16 000	6 000	7 000	6 800	5 000	4 500
Total:	153 900	166 300	169 500	329 691	196 734	315 210	325 575	262 692	117 678	100 830

* Jelgava city 750-year anniversary event

** Ice sculpture objects in the city environment/walk

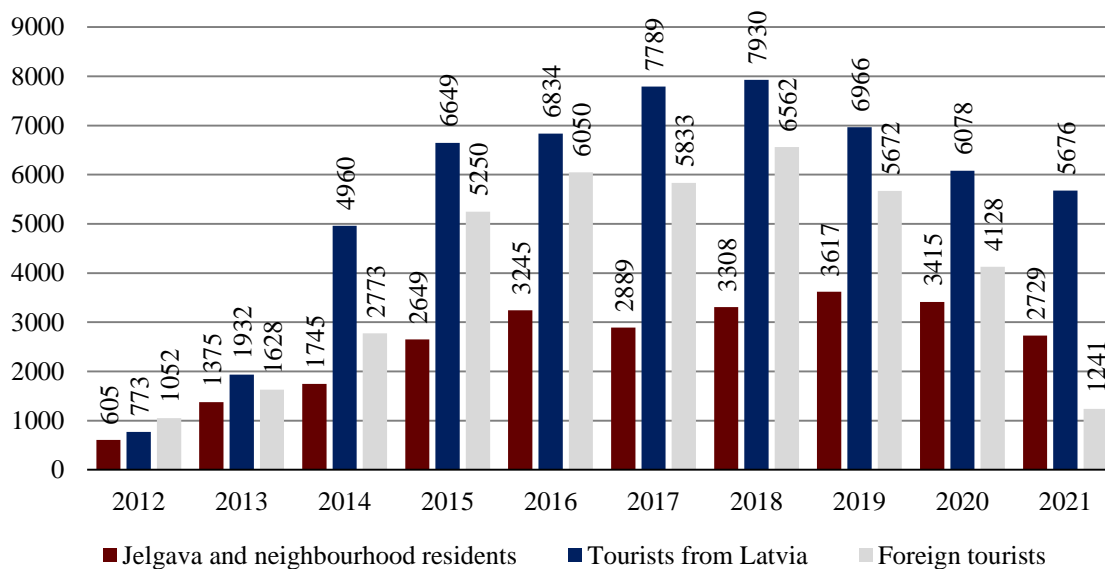
Source: Jelgava Municipal Establishment "Kultūra"

Number of served persons and number of beds in Jelgava hotels and other tourism establishments, 2012-2021



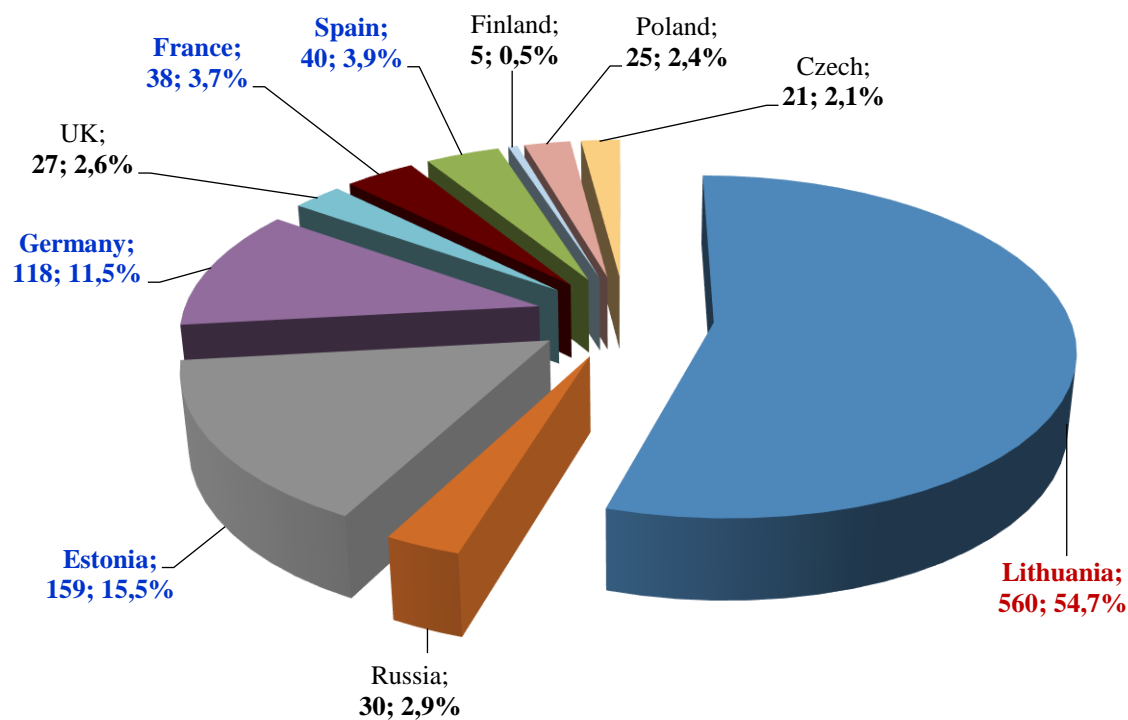
Source: Central Statistical Bureau of Latvia

Number of requests for tourist information by origin of residents, 2012-2021



Source: Jelgava Regional Tourism Center

**Number of requests for tourist information in Jelgava by origin country of residents
TOP 10 in 2021**



Source: Jelgava Regional Tourism Center

Most visited places in Jelgava 2021

Place	Tourism object	Number of visitors 2021	Changes from 2020, %
1.	Viewing tower and floodland meadows on Pils (Castle) Island	88 875	-8%
2.	Jelgava Holy Trinity Church Tower	7 293	-61%
3.	Caramel workshop	5 194	-53%
4.	Museum in Jelgava Palace	4 089	-6%
5.	Jelgava History and Art Museum of Ģederts Eliass	3 964	-59%
6.	Tombs of the Dukes of Courland	1 402	0%
7.	Jelgava exposition of the Latvian Railway History Museum	878	-30%
8.	Anru Motors collection of historic vehicles	250	-50%
9.	Adolf Alunan Memorial Museum	229	-73%
10.	House Old Town Street 14	214	-

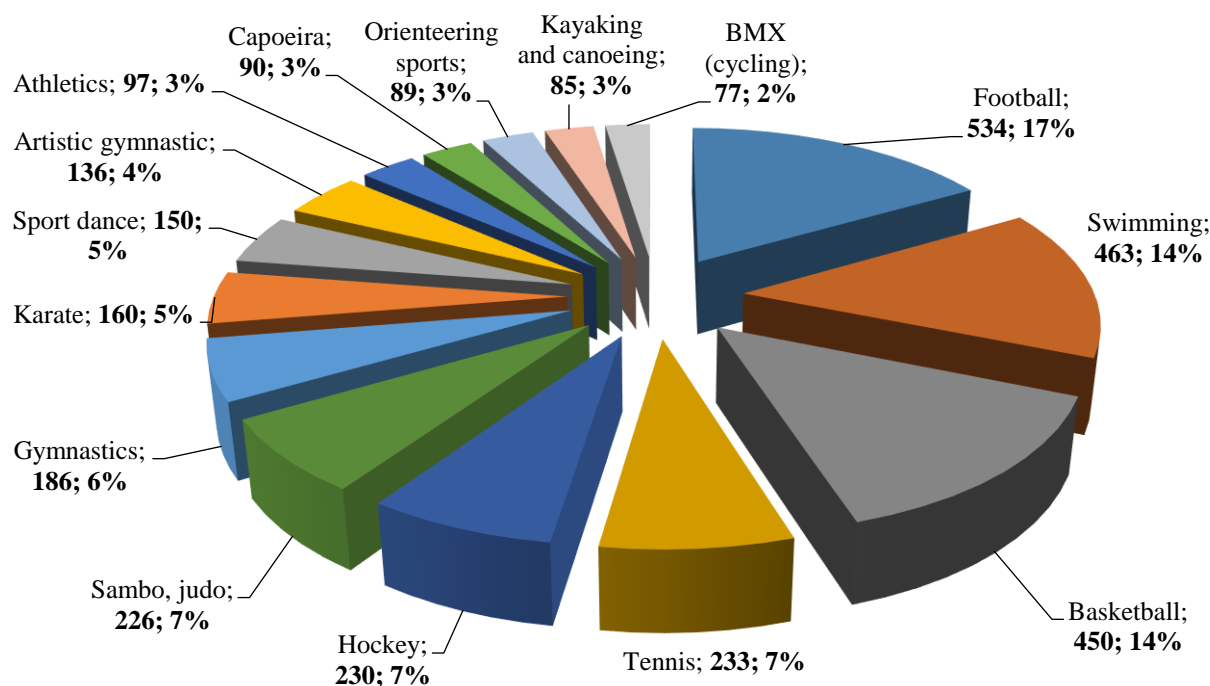
Source: Jelgava Regional Tourism Center

Sports events organized in Jelgava that were co-financed by the municipality, 2012–2021

2012	Events organized by the Sports Service Center	52	151
	Competitions organized by sports clubs and sports schools	99	
2013	Events organized by the Sports Service Center	55	154
	Competitions organized by sports clubs and sports schools	99	
2014	Events organized by the Sports Service Center	57	156
	Competitions organized by sports clubs and sports schools	99	
2015	Events organized by the Sports Service Center	60	164
	Competitions organized by sports clubs and sports schools	104	
2016	Events organized by the Sports Service Center	61	167
	Competitions organized by sports clubs and sports schools	106	
2017	Events organized by the Sports Service Center	61	170
	Competitions organized by sports clubs and sports schools	109	
2018	Events organized by the Sports Service Center	63	172
	Competitions organized by sports clubs and sports schools	109	
2019	Events organized by the Sports Service Center	64	168
	Competitions organized by sports clubs and sports schools	104	
2020	Events organized by the Sports Service Center	37	129
	Competitions organized by sports clubs and sports schools	92	
2021	Events organized by the Sports Service Center	40	135
	Competitions organized by sports clubs and sports schools	95	

Source: Jelgava Sports Club Report

Number of Jelgava citizens participating in sports club activities in 2021 according to TOP 15 type of sports



Source: Jelgava Sports Club Report

Twinning Towns

Pärnu (Estonia)

Cooperation agreement was signed in 1957. Collaboration occurs within the realms of education and culture. The city covers an area of 32 km². The population is approx. 43 500.

www.parnu.ee



Siauliai (Lithuania)

Cooperation agreement was signed in 1960. Central areas of collaboration—education, culture, sports, social welfare and addiction prevention. Area 69,5 km². The population of about 130 000

www.siauliai.lt



Vejle (Denmark)


The cooperation agreement was signed in 1992. Collaboration occurs within the realms of education and experience exchange of municipality workers. The city is located in the continental part of Denmark, the population is approx. 52 500.

www.vejle.dk



Shin-Ying (Taiwan)

The cooperation agreement was signed in 2000. It foresees cooperation in the areas of art and culture. The city is located in the northern part of Tainan County and is the administrative centre of the province. Area – 38,54 km², population approx. 75 000.



Alcamo (Italy)

The cooperation agreement was signed in 2002. It predicts collaboration in supporting the realms of culture, sports and social welfare. It is planned to develop trade commerce and to encourage entrepreneurship. The Rotari clubs of Jelgava and Alcamo are actively cooperating.

www.alcamo.it



Como (Italy)

The cooperation agreement was signed in 2016. Jelgava Crafts School actively cooperates with the city, developing exchange programs for students and teachers of vocational schools. Every year, experience exchange trips are held for both students and teachers.

www.comune.como.it



Baranovichi (Belarus)

The cooperation agreement was signed in 2003. The central areas of collaboration – education, culture, sports, prevention of addiction. Stimulating cooperation within the realm of economics is also planned.

www.baranovichy.by



Magadan (Russia)

The cooperation agreement was signed in 2006, foreseeing collaboration in the realms of culture, education, economics, sports, tourism, science and social politics. Besides, the city contains a Latvian Diaspora (Latvians or their descendants were sent there in the years of the USSR occupation) that would love to maintain strong contacts with Latvia.

www.magadan.ru




Twinning Towns

Rueil-Malmaison (France)

The partnership began in France during the festival “Surprising Latvia” and was strengthened during the “Spring of France” festival in Latvia. The cooperation agreement was signed in 2007, predicting collaboration in the realms of economics, entrepreneurship, education, science and culture. There is collaboration between Jelgava State Gymnasium and Richelieu Lyceum.

www.mairie-rueilmalmaison.fr



Nova Odessa (Brazil)

The protocol of intent was signed in 2007, predicting collaboration in many aspects, including providing support for organizations, companies, state institutions and non-governmental organizations, assisting the establishment of mutual relations and promoting the understanding of the cultures and history of both countries. Furthermore, Nova Odessa contains the largest community of Latvians in Brazil.

www.novaodessa.sp.gov.br



Hällefors (Sweden)

The cooperation agreement was signed in 2004. Collaboration is being realized in the forming of the city environment and the education of landscape architects. A partnership with the Faculty of Food Technology from the Latvia University of Agriculture has been established in the realm of culinary arts. Cooperation in the realm of culture and social affairs is predicted in the future.

www.hellefors.se



Nacka (Sweden)

A suburb of Stockholm with a population of approx. 91 600. Originally a partnership was established within the boundaries of EU-financed projects. Currently a close collaboration has formed and there is exchange of experience in the areas of municipality administration, environment, education, culture, sports and prevention of addiction. Collaboration with youth (for example, the students of Spidola Gymnasium) and civic organizations (“Parents for Jelgava”) has also begun.

www.nacka.se



Białystok (Poland)

Białystok is the largest and one of the most historically rich cities in north-east Poland. Area – 102 km²; population – approx. 294 400. An active collaboration has been established in the exchange of experience for the municipalities as well as the realm of culture. The partnership is strengthened by the Jelgava chapter of the Association of Poles in Latvia.

www.bialystok.pl



Ivano - Frankivsk (Ukraine)

The cooperation agreement was signed in 2007 in order to form a partnership in the areas of culture, education, entrepreneurship, municipal economy and social welfare, and to realize joint EU Project.

www.mvk.if.ua

