

JELGAVA IN FIGURES | 2022



Dear readers of "Jelgava in figures"



The year 2022 was a year of challenges and balanced decision-making for Jelgava city because, even in times of rapid change, the city's development must not come to a halt. We are building our city for the long term, with an eye on the future. Pragmatic and thoughtful action allowed us to continue ongoing projects in 2022, avoid a severe energy crisis, and continue providing social support to the residents.

The year 2022 began with clear goals and tasks, but the geopolitical situation in the world changed on the morning of February 24. Swift, cohesive, and constructive action was needed to provide support to every Ukrainian civilian who arrived in Jelgava. Such quick action was possible thanks to the strong development of civil defense and the Municipal Operational Information Center in Jelgava.

For more than a decade, we have been working intensively to make Jelgava as energy-independent as possible, with energy-efficient buildings and competitive heating tariffs for city residents. Currently, the city's centralized heating primarily utilizes renewable resources, such as wood chips. We are also developing and implementing smart solutions for city lighting. Four electric buses continue to successfully provide public transportation in the city.

Supporting entrepreneurship remains our unwavering priority, as it is a prerequisite for stable city development. Therefore, it is essential to acknowledge the contributions of entrepreneurs. Continuing the support program for entrepreneurs, the municipality awarded grants of up to 10,000 euros to seven entrepreneurs for the realization of their innovative business ideas or products. The "Jelgava City Entrepreneurship Award" competition took place for the fourth time, honoring eight city companies.

In recent years, tens of millions of euros have been invested in the improvement of public infrastructure to foster business development. Streets, access roads, and other necessary infrastructure have been constructed. In 2022, a new bridge was built over the Platones River on Bauskas Street. Reconstructed streets with well-maintained sidewalks, bike lanes, lighting, and video surveillance make the city more attractive and ensure convenient and safe mobility for all road users.

Significant renovations were completed in the municipal rental building at 13 Stacijas Street. Work on the new municipal pre-school educational institution "Alnītis," which accommodates 160 young Jelgava residents, was finished. Along with the unveiling of the interactive exhibition at Jelgava Old Town House, as well as the revitalization of the complex at 2 Vecpilsētas Street, creating a Life Science and Craft Center and a cafe "Brokastnīca", we have given another glimpse of the beauty of our ancient city to showcase its charm.

I invite everyone interested to become acquainted with the facts and figures that provide insight into the economic, educational, cultural, and sport events in the city. Jelgava is our home, a city where the well-being and development of each of us should be at the forefront.

Chairman of Jelgava City Council

A handwritten signature in black ink, appearing to read 'A. Raviņš'.

Andris Rāviņš

ABOUT JELGAVA	4
CITY BUDGET.....	6
Structure for the implementation of revenues of the general budget of Jelgava city municipality	6
Structure for the implementation of the general budget expenditure of Jelgava City municipality.....	6
INABITANTS.....	7
City population of long-term residents of Jelgava	7
Ethnic structure	7
Jelgava population, gender structure	8
Jelgava population gender/ age structure	8
Jelgava city population shown in under working age, in working age and retired proportion	9
Dependency ratio.....	9
Net migration rate in the largest Latvian cities	10
The rate of natural increase in largest Latvian cities.....	10
EDUCATION	11
Number of children and lack of pre-primary schools places to child ratio in Jelgava city	11
Number of children in Jelgava primary and secondary schools.....	11
Number of pupils and pedagogues in education institutions.....	12
Number of pupils in Primary and Secondary schools	12
Grades in Final Exams	12
Choice of students after the graduation of Elementary school programs	13
Choice of students after the graduation of Secondary school programs.....	13
Number of students who obtained the qualifications in Jelgava Technical College.....	14
Number of students who obtained the qualifications in Jelgava Secondary School Of Crafts	14
Number of students in Jelgava Technical College* and Jelgava Secondary School Of Crafts.....	15
Number of attendees of educational events organized by Competence Development Center of the Zemgale Region	15
EMPLOYMENT.....	16
Number of unemployed and unemployment rate in Jelgava	16
Number of registered unemployed by gender and problem groups.....	16
Number of registered unemployed by the level of education.....	17
Jelgavian work place geography.....	17
Number of employed Jelgava inhabitants, including employed in Riga and Jelgava	18
Number of employees working in Jelgava.....	18
The average monthly gross salary in public sector in Latvia and the largest cities	19
The average monthly gross salary in public sector in Latvia and the largest cities	19
NATIONAL ECONOMY.....	20
Number of enterprises by form of entrepreneurship in Jelgava	20
Number of enterprises by type of activity in Jelgava	20
Number of companies registered and closed down in Jelgava and Zemgale.....	21
Companies with the largest turnover in Jelgava	21
Turnover and exports of processing industry in Jelgava	22
TOP 40 manufacturing companies in Jelgava.....	23
Number and share of registered companies in manufacturing industries	24
PROJECTS.....	25
Investments attracted by municipality and municipal establishments.....	25
Funding attracted by Jelgava City self-government and its institutions.....	25
Loan investment projects launched by Jelgava city Municipality.....	26
The largest infrastructure development projects launched in the reporting year	26
CONSTRUCTION.....	27
Buildings accepted into service and building permits issued	27
The most important objects accepted into service	27
TRANSPORT.....	28
Finance allotted to reconstruction of streets in Jelgava.....	28
Road accident statistics in Jelgava.....	28
Video surveillance cameras in Jelgava and registered infringements	28
HEALTHCARE	29
Number of doctors in Jelgava	29
Facts about health care in Jelgava	29
SOCIAL AFFAIRS.....	30
Received amount of the municipal benefits (euro) proportion by type of benefits.....	30
Other municipal social benefits	30
Number of families in poverty and individuals in poverty.....	32
CULTURE, TOURISM, SPORT.....	33
Number of culture events and number of visitors	33
Most attended events in Jelgava	33
Number of served persons and number of beds in Jelgava hotels and other tourism establishments	34
Number of requests for tourist information by origin of residents	34
Number of requests for tourist information by origin country of residents TOP 10.....	35
Most visited places in Jelgava	35
Sports events organized that were co-financed by the municipality	36
Number of Jelgava citizens participating in sports club activities according to TOP 15 type of sports	36
TWINNING CITIES	37

About Jelgava


Jelgava is fourth largest city in Latvia by population and fifth by the territory.

The total area is 60,3 km² of which:

- 2,72 km² are covered by water
- 1,62 km² are covered by parks
- 12,64 km² are covered by forests

Distance:

Jelgava - Riga	42 km
Jelgava - Vilnius	295 km
Jelgava - Tallinn	350 km
Jelgava - Moscow	1053 km
Jelgava - Stockholm	482 km
Jelgava - Berlin	1221 km
Jelgava - Vienna	1403 km



Jelgava Large Coat of Arms

As approved by the National Heraldry Committee on the 24th of November, 2016, the Large Coat of Arms of Jelgava depicts two silver lions with heads looking backwards, red tongues and golden crowns, holding shield with Coat of Arms of Jelgava, standing on the silver base.



Coat of Arms

Jelgava is the only city in Latvia that contains the country's small coat of arms within its coat of arms. The city received the coat of arms at the same time as it received city rights, in 1573. The first coat of arms depicted a crowned stag head on a raspberry red field; the current coat of arms contains an elk head on a crimson field.



Flag

The City flag was approved on October 28, 1938. It is divided in two similar parts: dark blue on top and red on bottom. In the center of the flag Jelgava Coat of Arms is placed.



In 2012 Jelgava City logo was approved. The logo is made up of a contour of an elk head and the word “Jelgava”. The large antlers symbolize the rich historical experience and value of the city.

Jelgava is the only city in Latvia, whose coat of arms also heraldically depicts the small coat of arms of the country, which makes the official symbolism of Jelgava heavy and its use solemn. For everyday use, a lighter and more attractive city logo has been created, which stylizes the elk's head and the name of the city. The large and branched horns of the Jelgava logo elk symbolize the historical value and experience of the city.

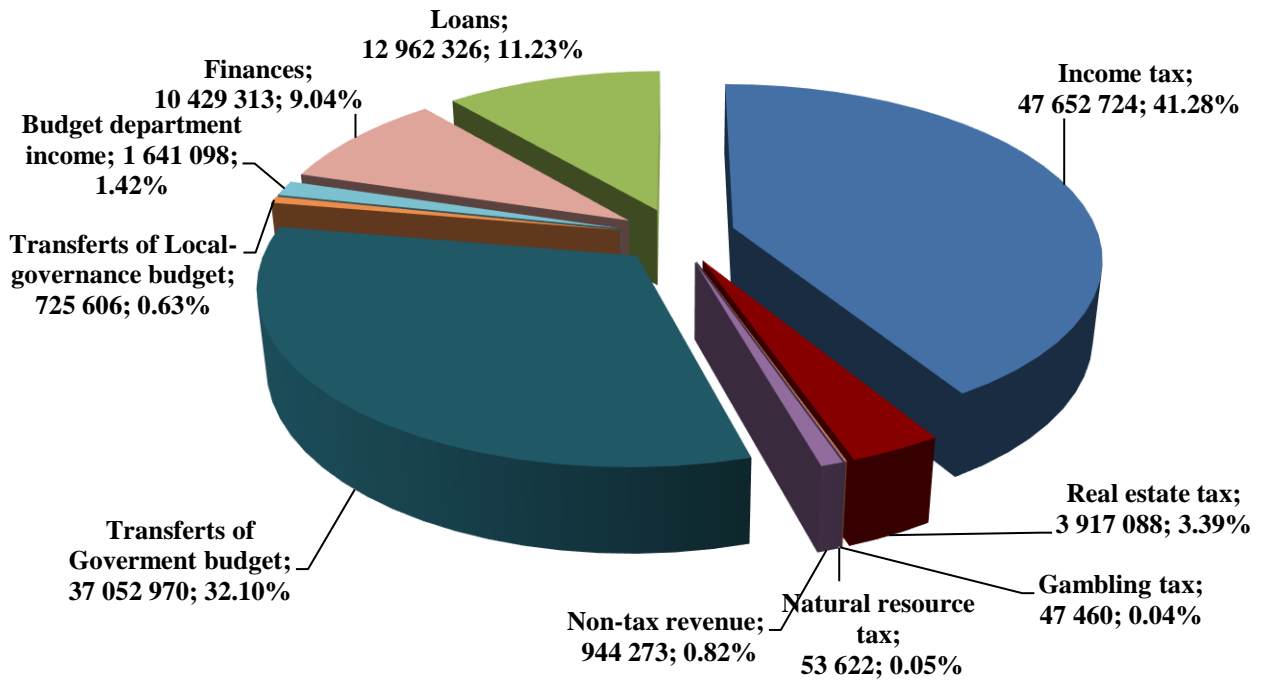


On March 20th 2012 Jelgava city logo and motto were registered in the Patent Office of the Republic of Latvia as the trademark.

The greatest value of the city of Jelgava is the people who live, study and work here - for their personal and city growth. Therefore, everyone here has the opportunity to find an area in which he wants to work, gain knowledge and skills, develop professionally and express himself creatively. These are growth opportunities from preschool to seniors.

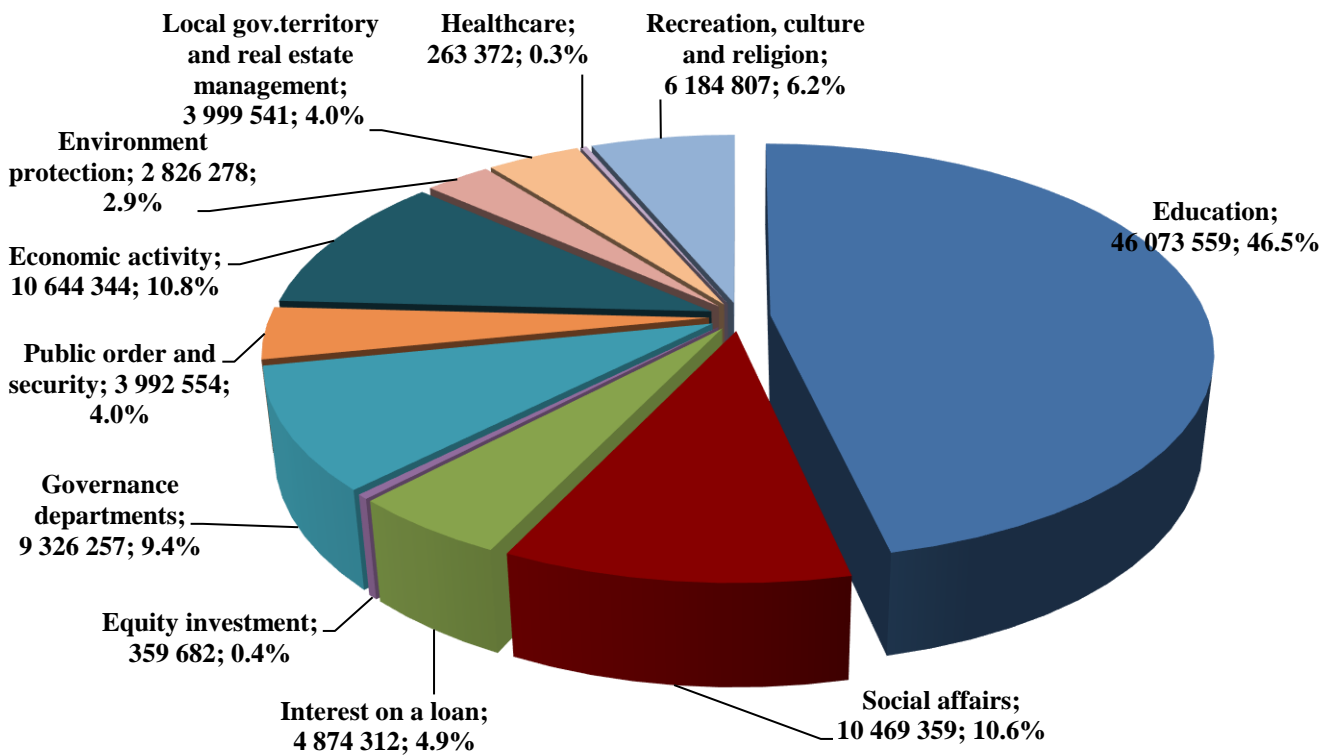
We, inhabitants of Jelgava, are growing together with our city, by giving it our special and invaluable contribution. The joint work of inhabitants is the foundation for a better future and beautiful today. People of Jelgava have achieved stable growth and welfare of the city.

Structure for the implementation of revenues of the general budget of Jelgava State city municipality in 2022, euro un %



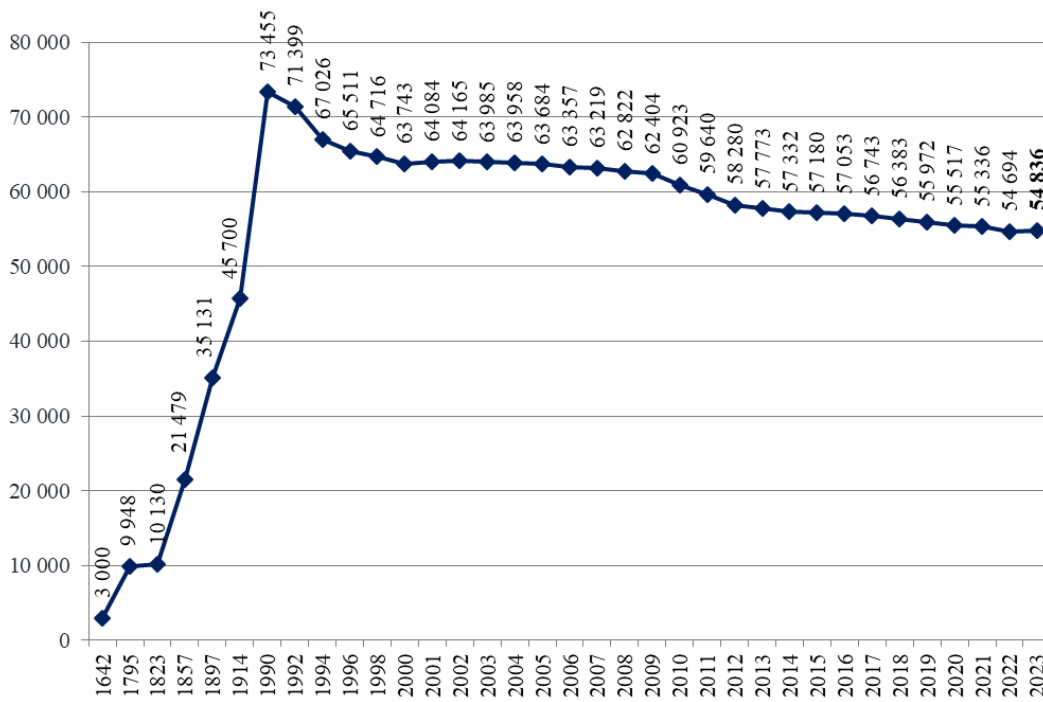
Source: Jelgava State city Municipality

Structure for the implementation of the general budget expenditure of Jelgava State city municipality in 2022, euro un %



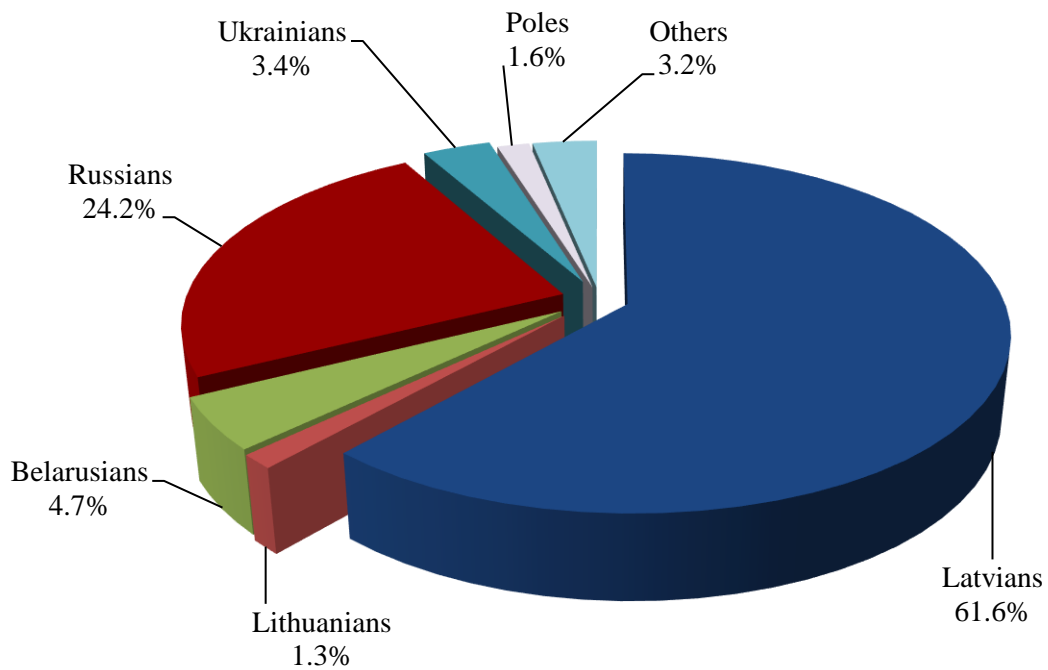
Source: Jelgava State city Municipality

City population of long-term residents of Jelgava at the beginning of the year



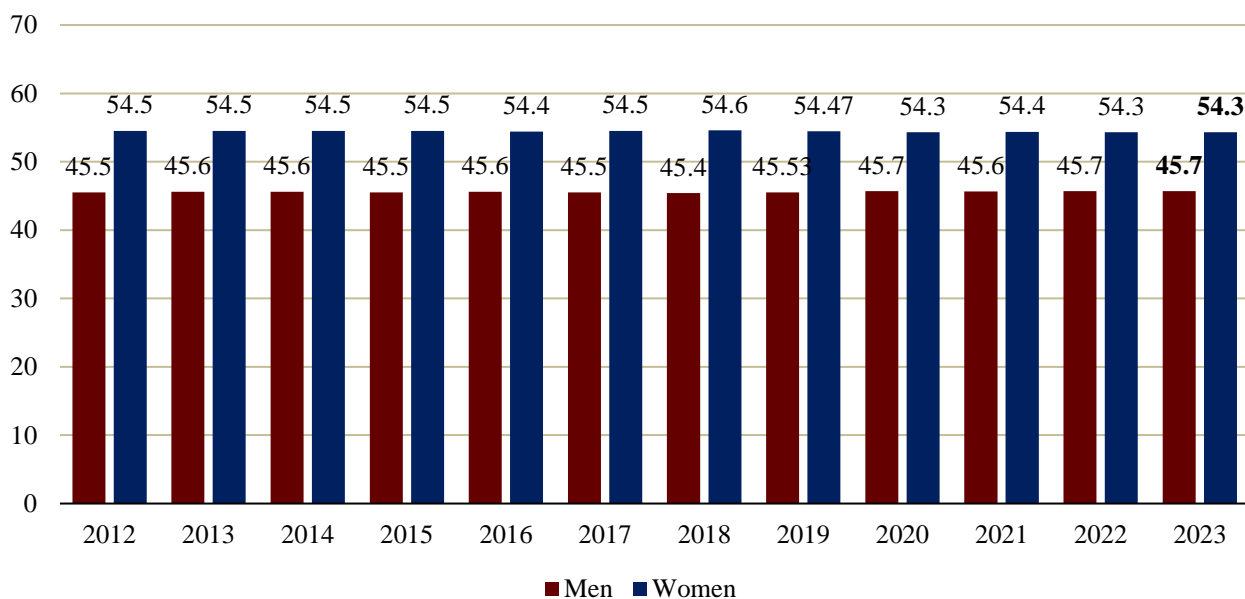
Source: Central Statistical Bureau of Latvia

The national composition of Jelgava's permanent residents at the beginning of 2023, %



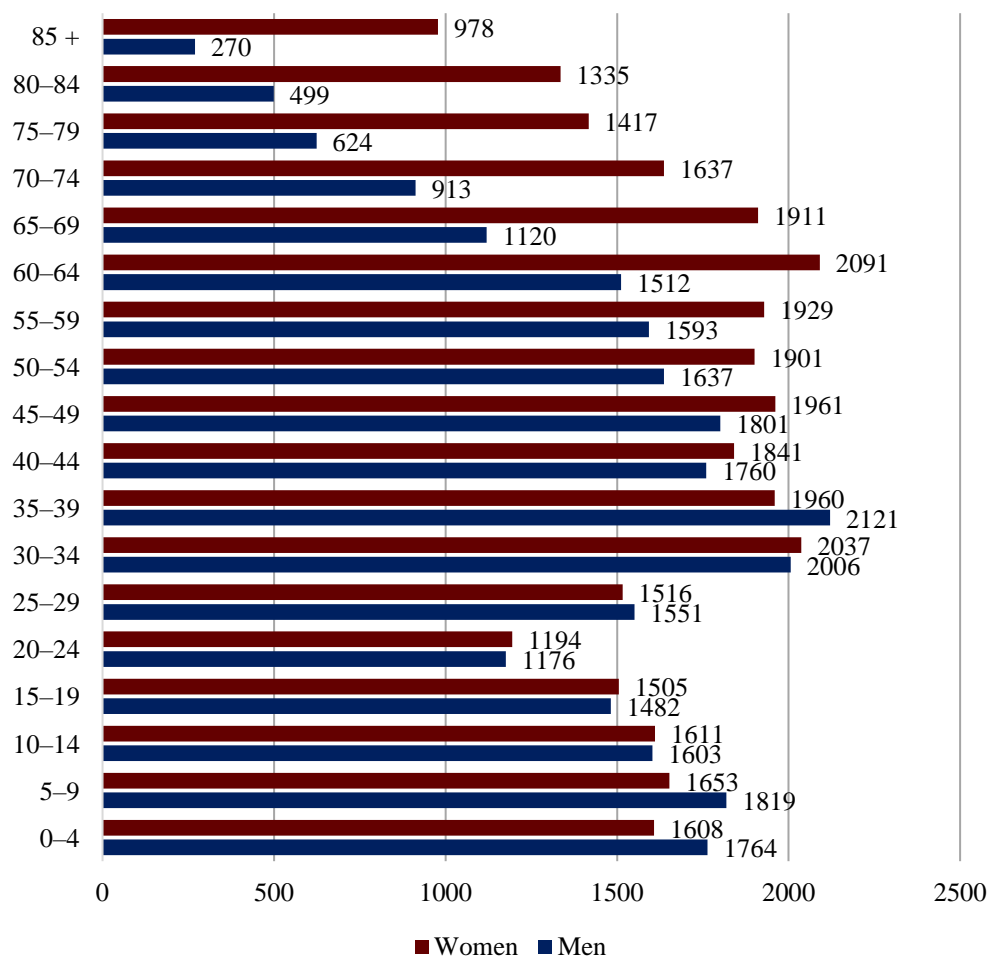
Source: Central Statistical Bureau of Latvia

Jelgava population, gender structure 2012-2023, %



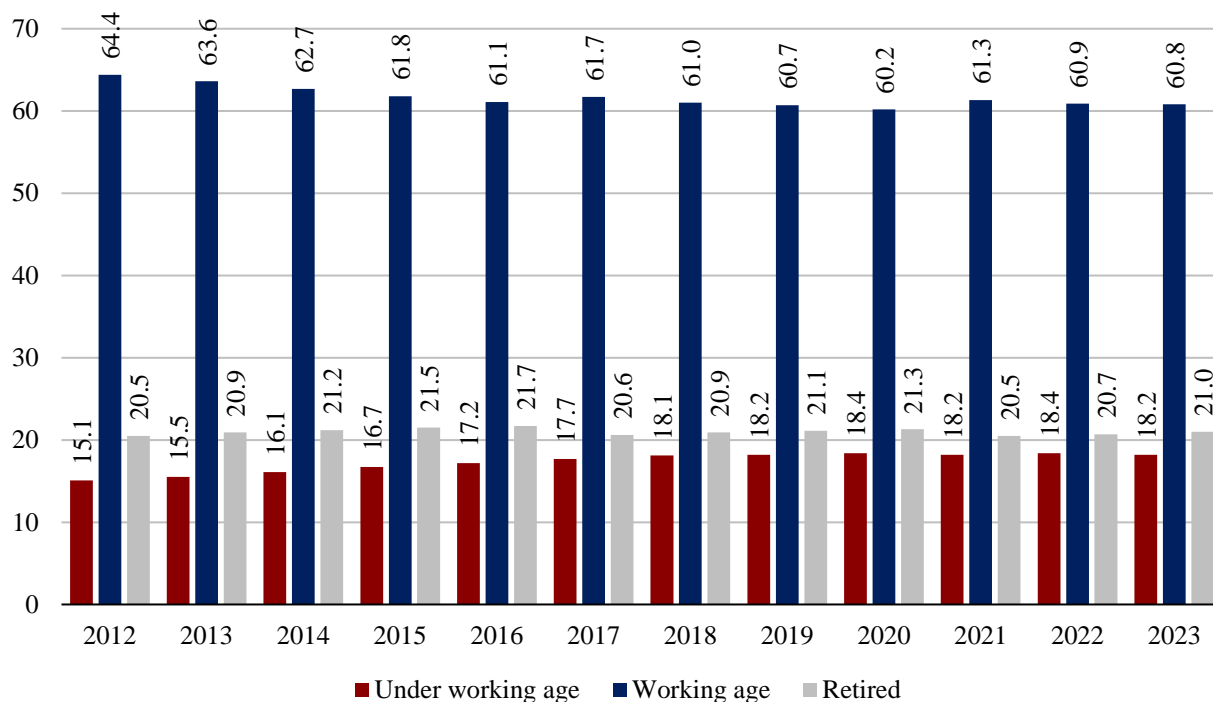
Source: Central Statistical Bureau of Latvia

Jelgava population gender/age structure at the beginning of 2023



Source: Central Statistical Bureau of Latvia

Jelgava city population shown in under working age, in working age and retired proportion, 2012-2023, %



Source: Central Statistical Bureau of Latvia

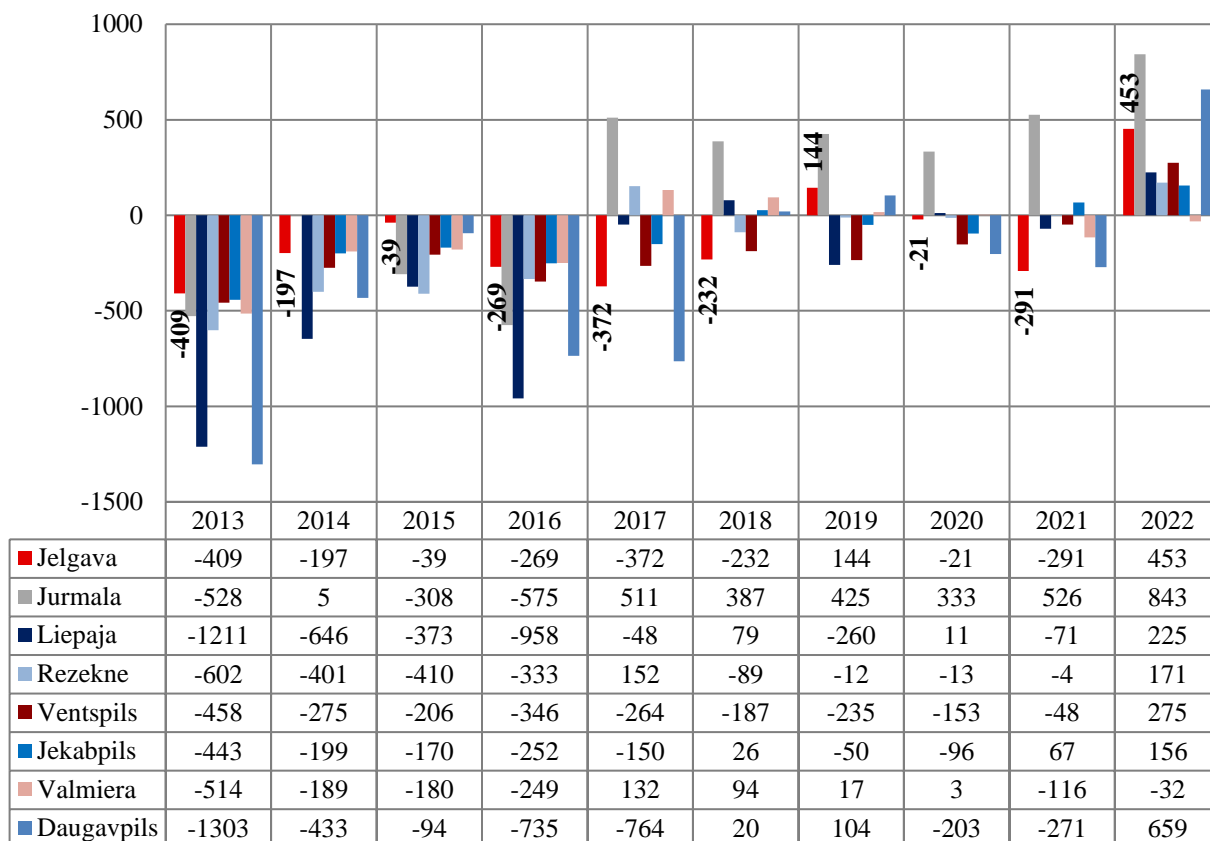
Dependency ratio¹ in Jelgava and Latvia at the beginning of the year, 2012.-2023

Year	Dependency ratio	
	Jelgava	Latvia
2012	553	572
2013	571	583
2014	596	598
2015	619	613
2016	636	625
2017	621	608
2018	638	621
2019	648	632
2020	660	643
2021	632	616
2022	642	619
2023	622	644

Source: Central Statistical Bureau of Latvia

¹ The total demographic dependency ratio is the ratio of the combined youth population and senior population to the working-age population. It is expressed as the number of "dependents" for every 1000 "workers":

Net migration rate in the largest Latvian cities (except Riga), 2013-2022



Source: Central Statistical Bureau of Latvia

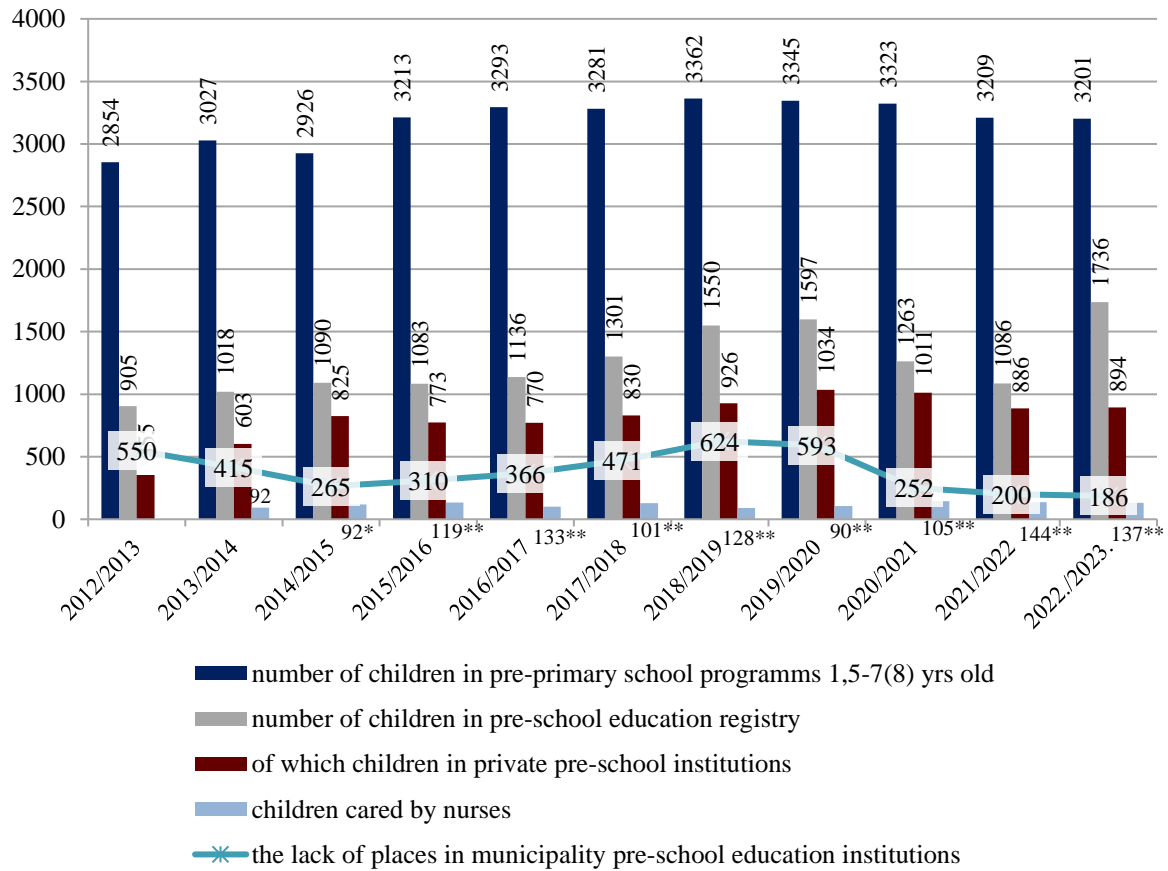
The rate of natural increase in Latvian State cities* in 2014-2022

	Per 1000 inhabitants									Natural increase in 2022
	2014	2015	2016	2017	2018	2019	2020	2021	2022	
Latvija	-3,4	-3,3	-3,4	-4,1	-0,5	-4,7	-5,9	-9,20	-7,85	-14 777
Daugavpils	-6,2	-5,7	-6,3	-6,9	-8,1	-8,1	-9,3	-15,60	-11,78	-929
Jelgava	0,8	-1,5	-0,7	0,2	-3,2	-1,0	-2,9	-6,40	-5,67	-311
Jūrmala	-2,2	-3,2	-0,02	-0,9	-2,7	-1,3	1,4	-4,20	-4,81	-246
Liepāja	-2,2	-1,7	-3,3	-3,1	-4,6	-2,2	-5,3	-7,90	-7,41	-497
Rēzekne	-7,8	-7,5	-6,6	-6,0	-8,9	-7,1	-9,2	-13,40	-10,39	-274
Ventspils	-3,5	-4,6	-5,5	-7,0	-12,6	-7,0	-8,1	-11,20	-8,56	-282

*Except Riga, Valmiera, Jekabpils, Ogre

Source: Central Statistical Bureau of Latvia

Number of children and lack of pre-primary schools places to child ratio in Jelgava in 2012/2013 – 2022/2023

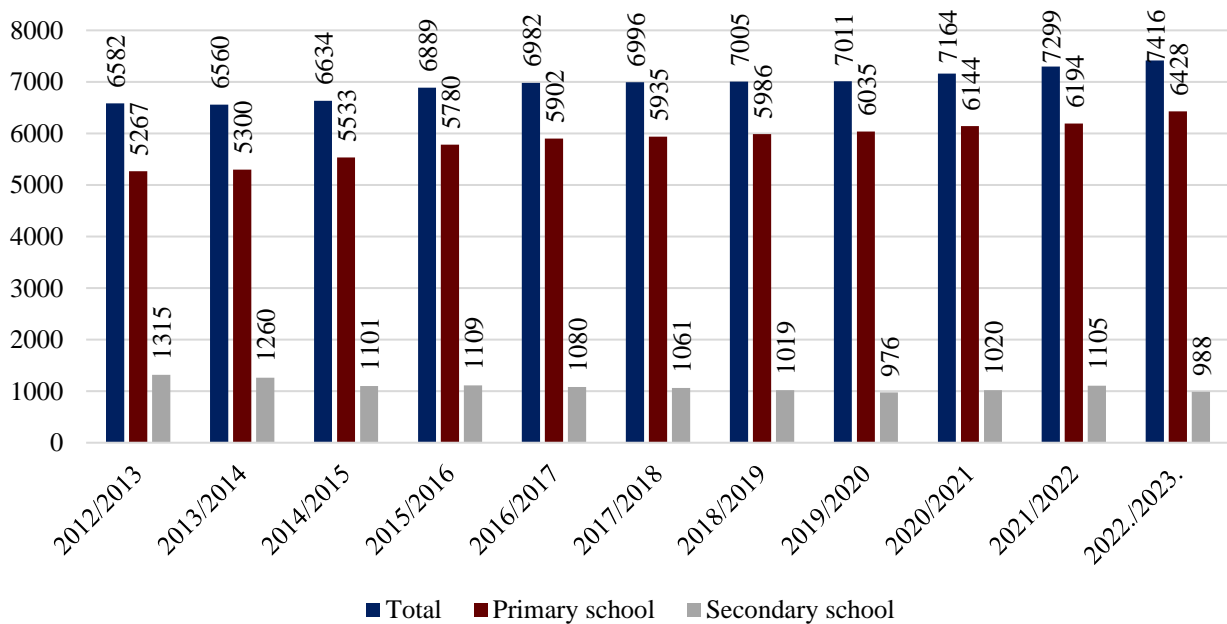


* number of children cared by nurses 01.12.2014.

** number of children cared by nurses June, 1

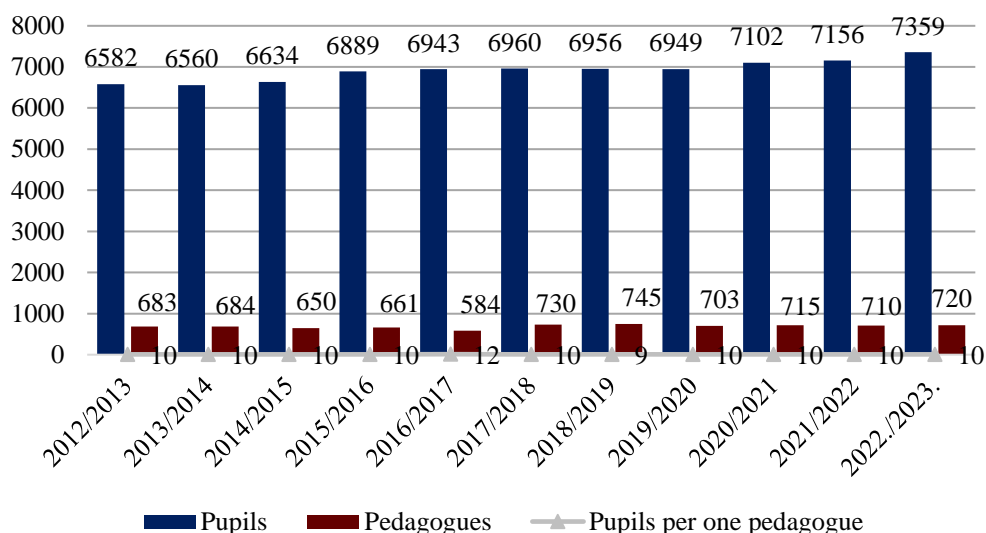
Source: Jelgava State City Council Education Department

Number of children in Jelgava primary and secondary schools in 2012/2013 – 2022/2023



Source: Jelgava State City Council Education Department

Number of pupils and pedagogues in education institutions 2012/2013 – 2022/2023



* (excluding private elementary school "Punktiņš")

Source: Jelgava State City Council Education Department

Number of pupils in Jelgava Primary and Secondary schools (1st to 12th grade)

Educational institution	Number of pupils Sept 1, 2021	Number of pupils Sept 1, 2022	Increase/Decrease
Jelgava Technology Secondary School	1047	1155	108
Jelgava State Gymnasium	807	801	-6
Jelgava Secondary School No.4	1273	1265	-8
Jelgava Secondary School No.5	785	759	-26
Jelgava Secondary School No.6	624	671	47
Jelgava Spīdola State Gymnasium	582	559	-23
Jelgava Central Primary School	766	862	96
Jelgava Primary School No.4.	1013	1004	-9
Jelgava primary school "Valdeka" – development center	156	170	14
Jelgava Paula Bendrup Primary School	103	113	10
Private School "Punktiņš" named after Lazdiņa	54	57	3
TOTAL	7210	7416	206

Source: Jelgava State City Council Education Department

Grades in Jelgava in Final Exams (12th grade), including Professional educational establishments in 2021/2022

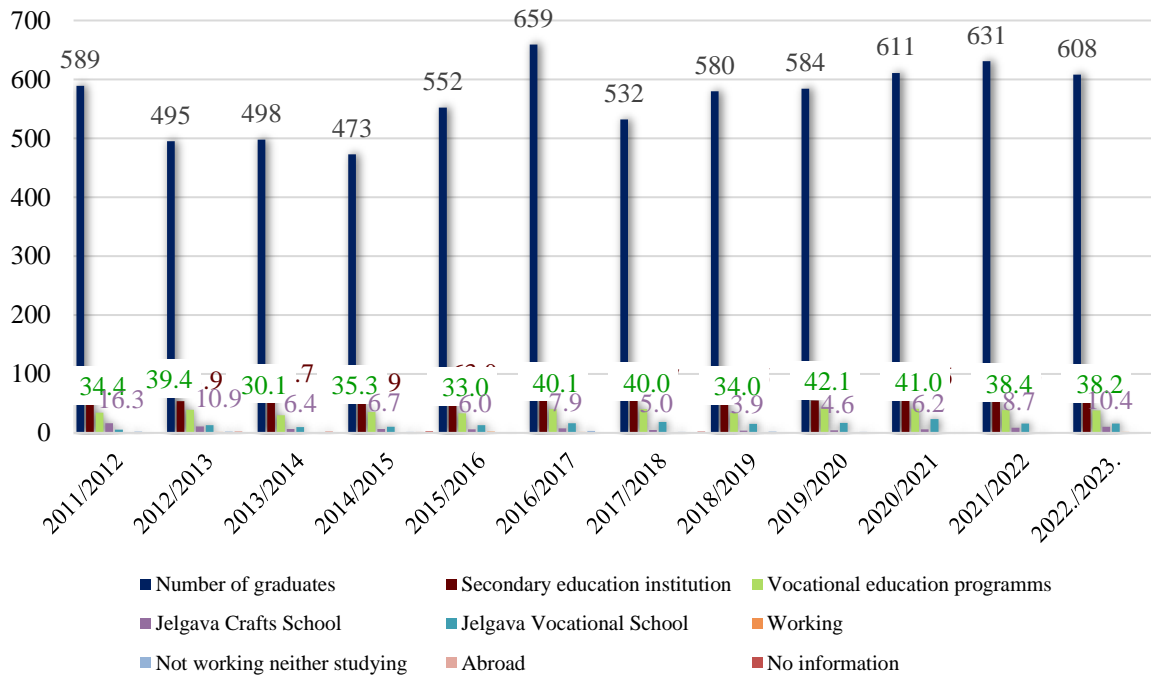
Subject	City	Country
Mathematics	33%	38%
Mathematics (optimal level)	39%	40%
Mathematics (general level)	34%	31%
Latvian language	52%	52%
Latvian language (optimal level)	65%	57%
English language	70%	69%
English language (optimal level)	69%	66%
German language	89%	75%
Russian (as a foreign language)	78%	78%
Biology	56%	53%

Education

Subject	City	Country
Chemistry	54%	58%
Physics	48%	56%
History of Latvia and the world	73%	65%

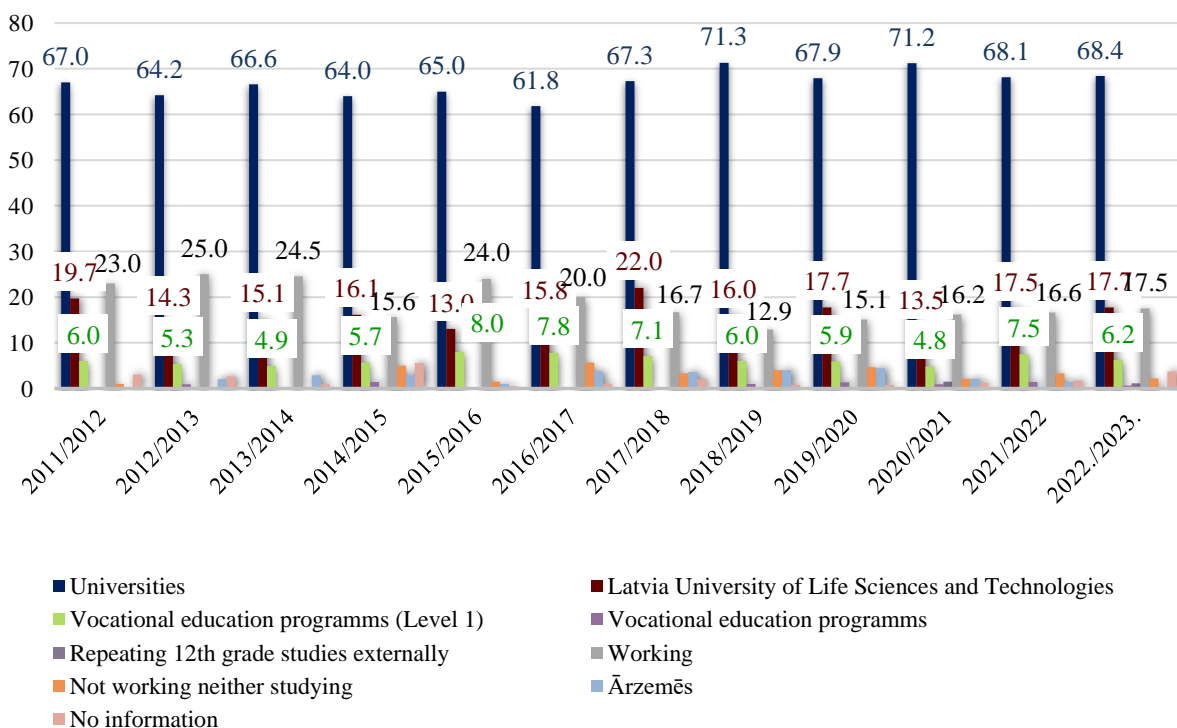
Source: Jelgava State City Council Education Department

Choice of Jelgava students after the graduation of Elementary school programs, %



Source: Jelgava State City Council Education Department

Choice of Jelgava students after the graduation of Secondary school programs, %



Source: Jelgava State City Council Education Department

Education

Number of students who obtained the qualifications in Jelgava Technical College, 2021/2022

Qualification	Qualified
<i>State budget group</i>	
Car mechanic	29
Carpenter	18
Finishing work technician	16
Hospitality specialist	47
Customer care specialist	27
Computer system technician	24
Engineer communications technician	22
Programming technician	19
<i>EU Social Fund (ESF) program:</i>	
Gas metal arc welder (MAG)	5
Computer system technician	7
Engineering Communications Technician	9
<i>Studying in penitentiary establishments (Professional education programs)</i>	
Hand arc welder (MMA/111); gas metal arc welder (MAG/135)	45
Woodworking equipment operator	14
Electrician	31
Finishing Worker	53
Tungsten electrode arc welder (TIG/141) / with mechanized equipment in an active gas environment (MAG)	31
Total:	397

Source: Jelgava Technical College

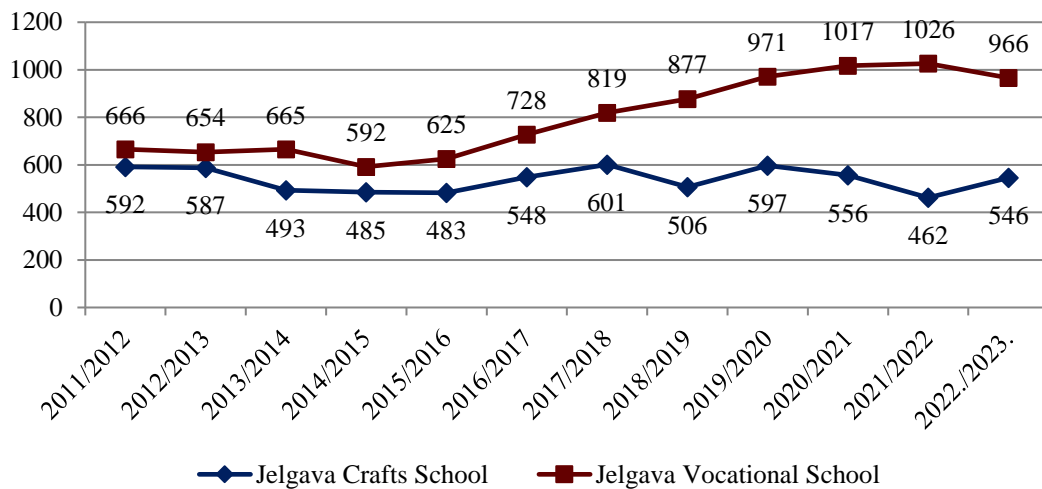
Number of students who obtained the qualifications in Jelgava Secondary School Of Crafts, 2021/2022

Qualification	Qualified
<i>After grade 9</i>	
Cook's helper	5
Cook	13
Hairdresser	11
Tailor's assistant / seamstress's assistant	4
Locksmith for mounting works	7
Programmable metalworking machine tool setter	3
Confectioner	4
<i>After grade 12</i>	
Hairdresser	4
Make-up artist	10
<i>EU Social Fund (ESF) program</i>	
Confectioner	14
Programmable metalworking machine tool setter	7
Cook	8
Tailor and visual image stylist	14
Total:	104

Source: Jelgava Technical College

Education

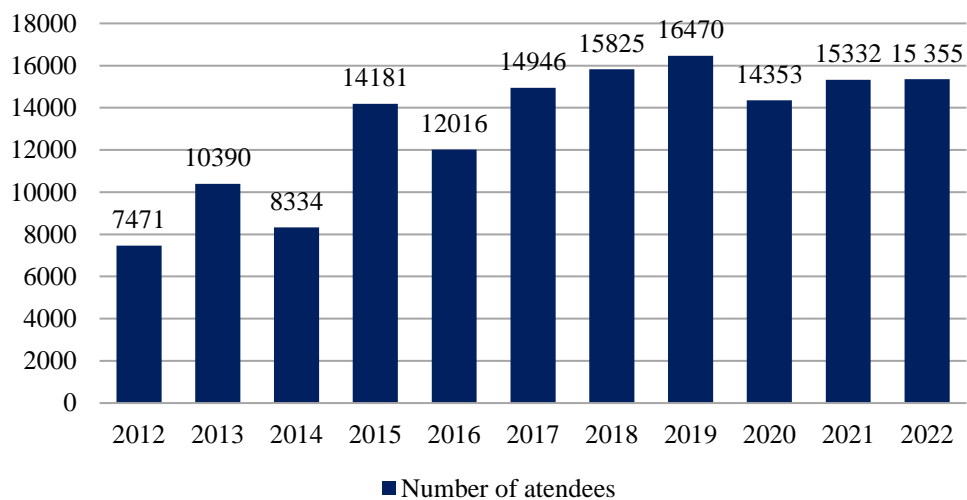
Number of students in Jelgava Technical College* and Jelgava Secondary School Of Crafts in 2011/2012 - 2022/2023



* excluding students in penitentiary establishments

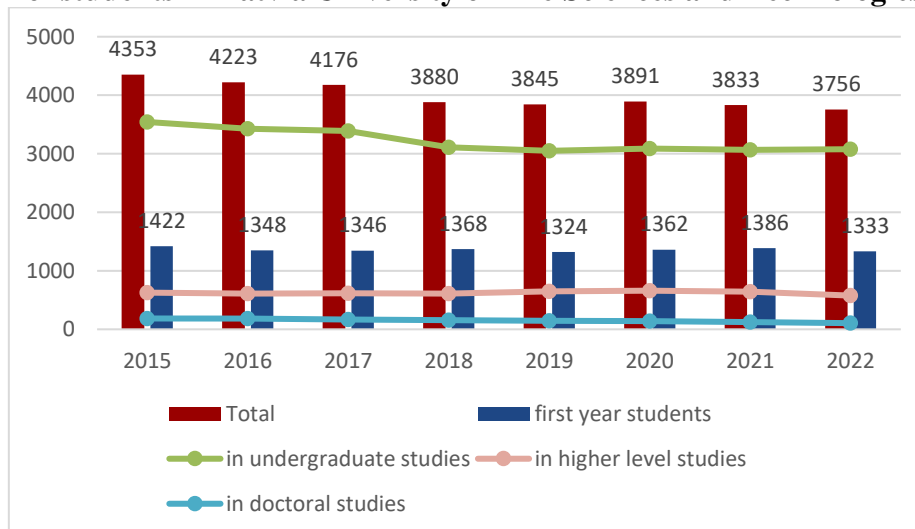
Source: Jelgava Technical College, Jelgava Secondary School Of Crafts

Number of students in Competence Development Center of the Zemgale Region, 2012-2022



Source: Zemgale Region Human Resource and Competence Development Centre

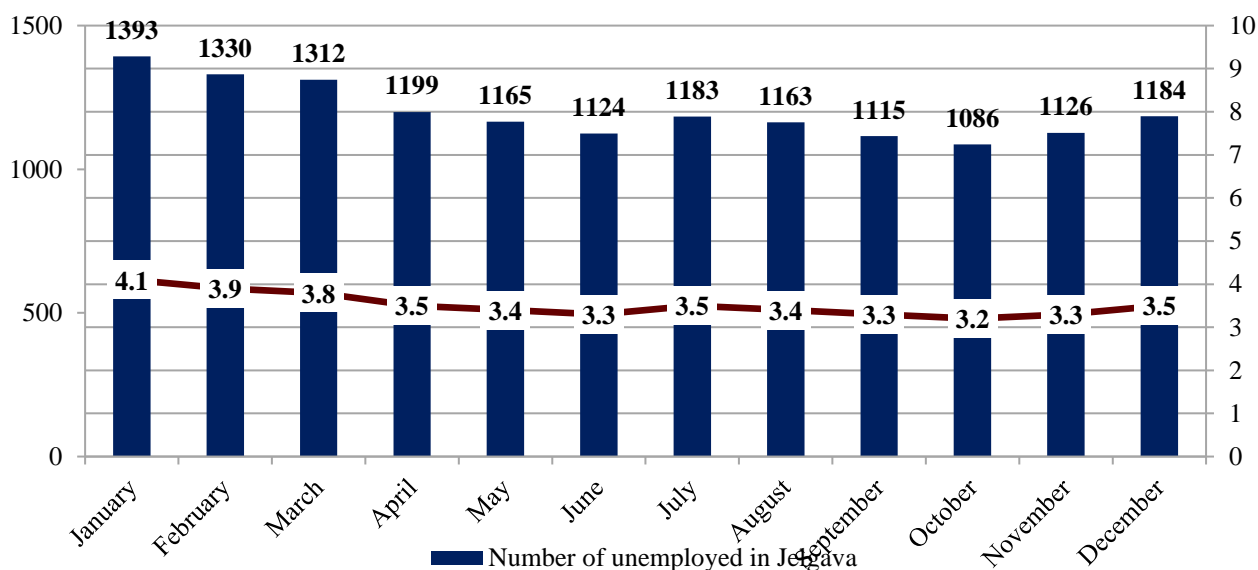
The number of students in Latvia University of Life Sciences and Technologies, 2015 - 2022



Source: Latvia University of Life Sciences and Technologie

Employment

Number of unemployed and unemployment rate in Jelgava 2022, %



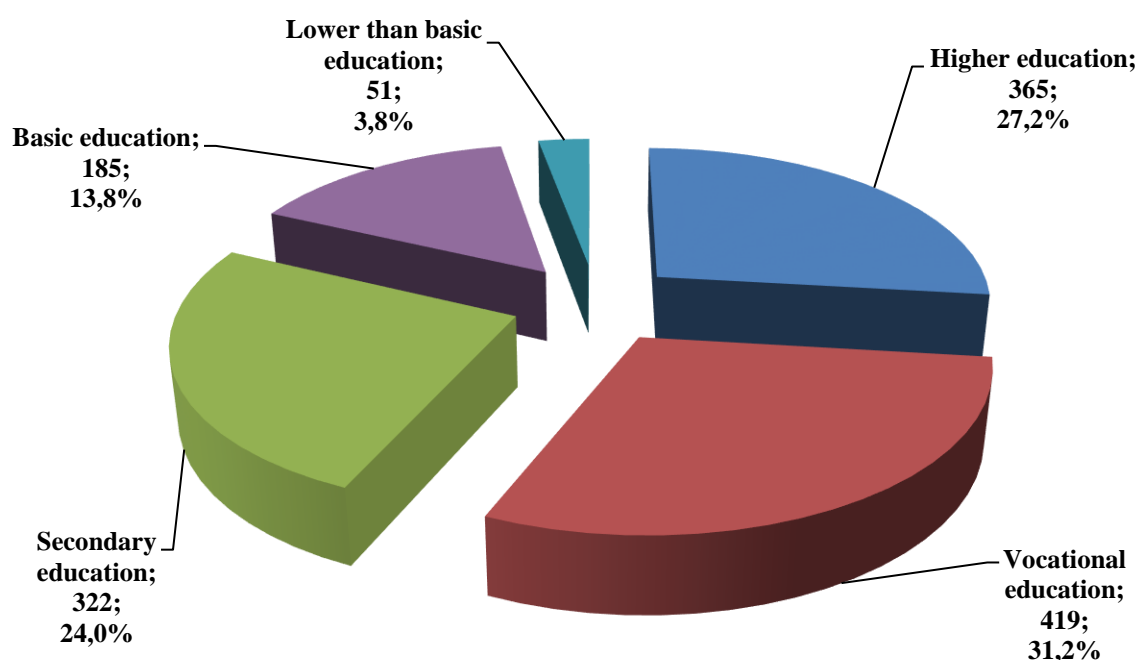
Source: State Employment Agency

Number of registered unemployed by gender and problem groups in Jelgava in 2019-2022

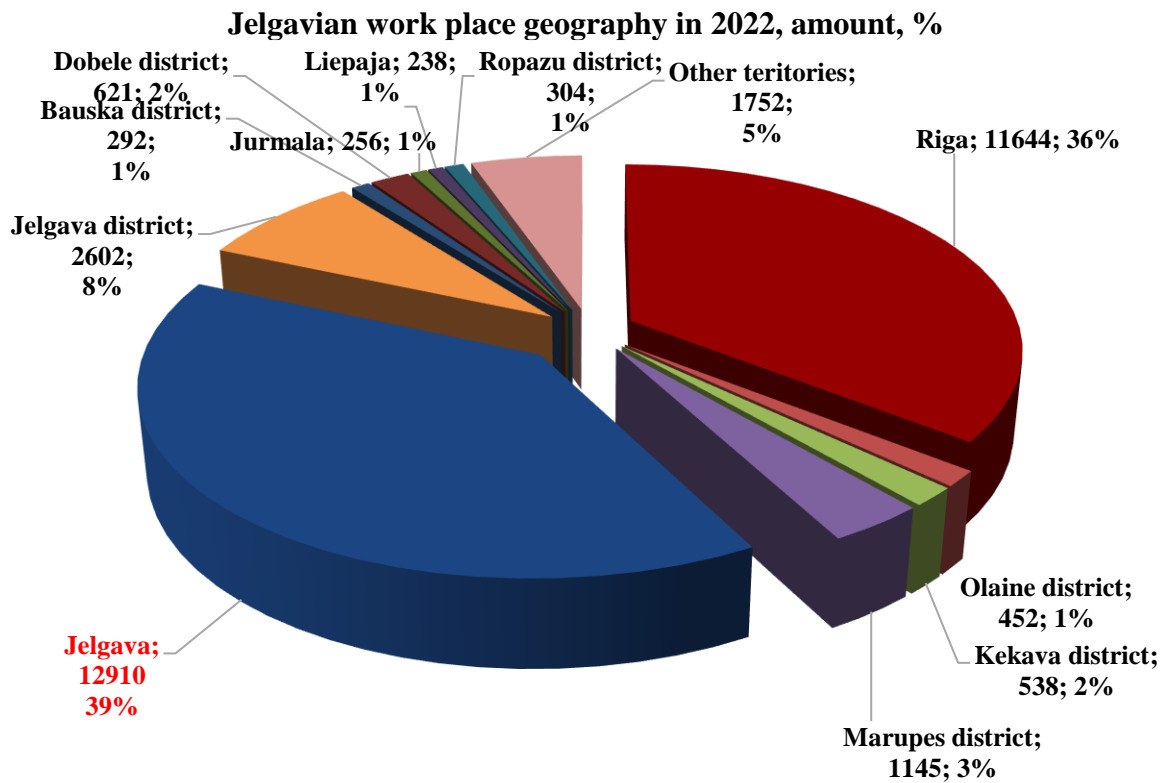
Year	Number of registered unemployed	By gender		Problem groups			
		Women	Men	Long-term unemployed (>1 year)	Disabled unemployed	Young people aged 15–24	Pre-retirement unemployed
31.12.2019.	1265	685	580	77	154	62	190
31.12.2020.	1738	957	781	240	225	145	224
31.12.2021.	1343	763	580	151	164	106	190
31.12.2022.	1184	653	531	98	149	107	159

Source: State Employment Agency

Number of registered unemployed in Jelgava by the level of education, 2022, %

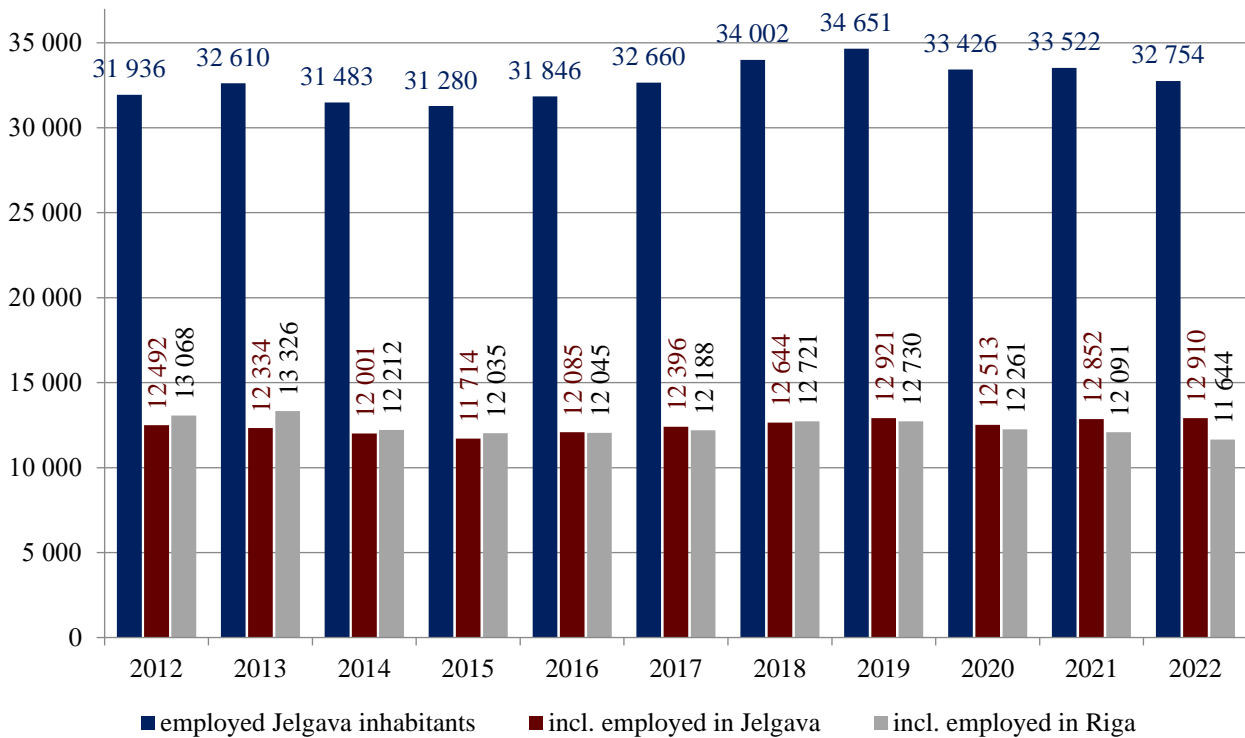


Source: State Employment Agency



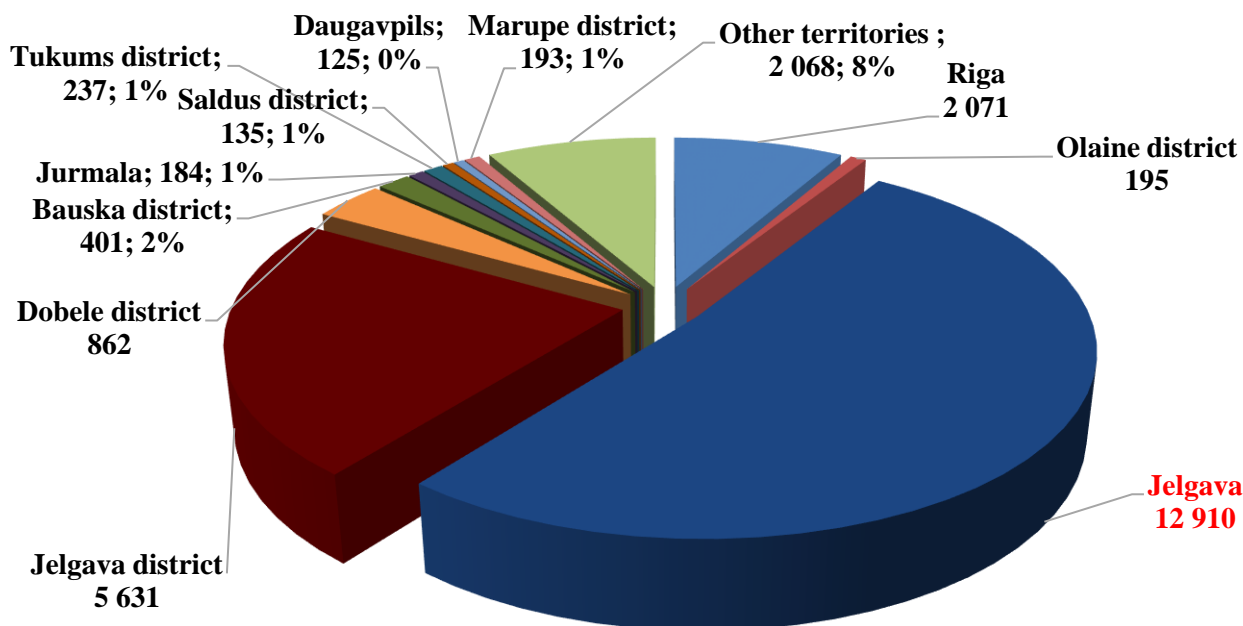
Source: State Revenue Service

Number of employed Jelgava inhabitants, including employed in Riga and Jelgava 2012-2022



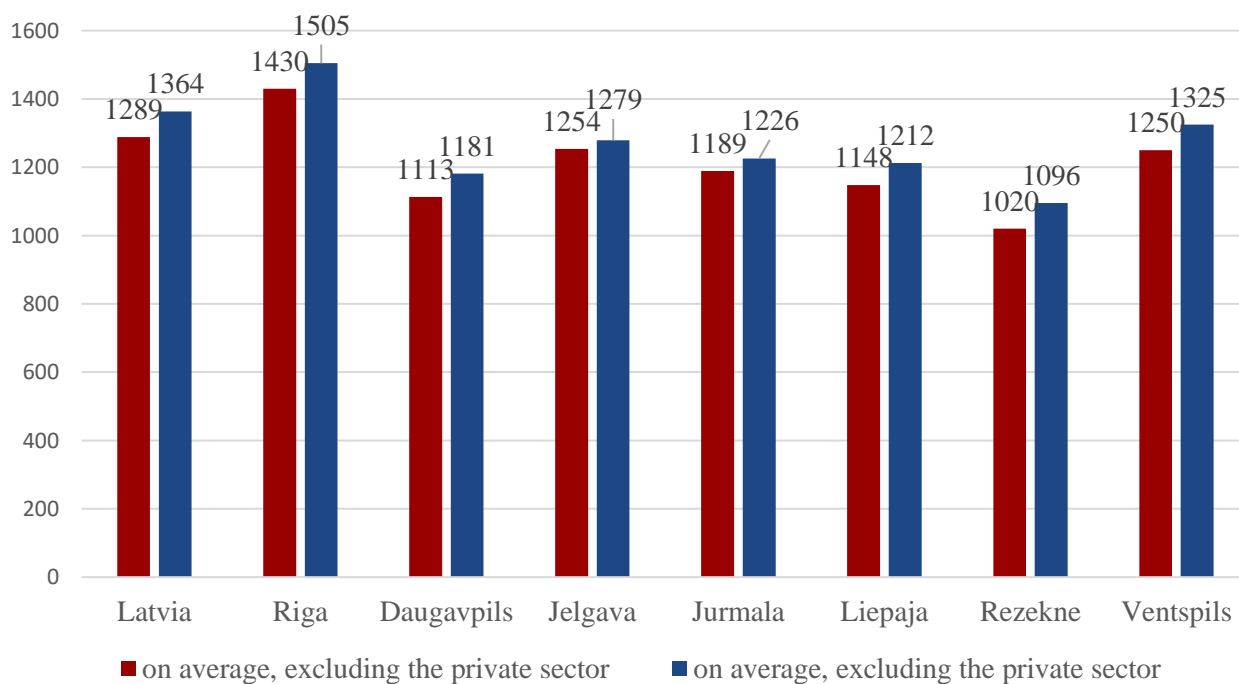
Source: State Revenue Service

Number of employees working in Jelgava, 2022



Source: State Revenue Service

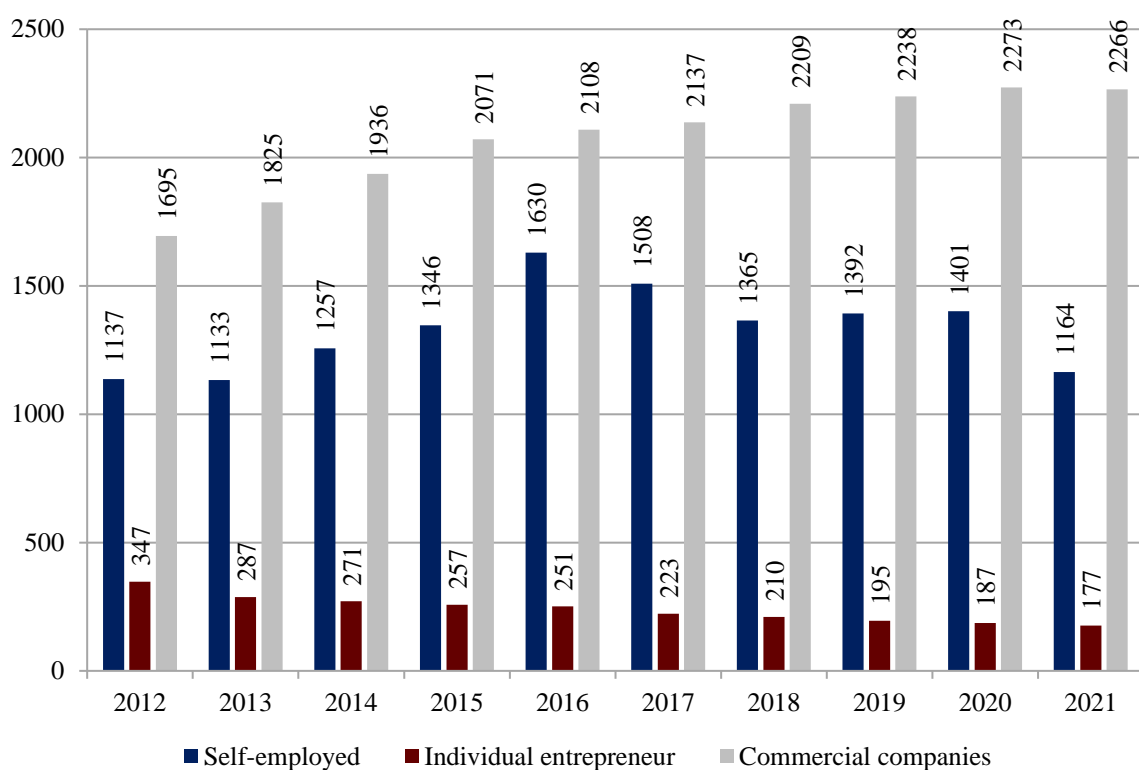
The average monthly gross salary in public sector in Latvia and the largest cities 2021-2022, euro



* Excluding Valmiera, Jekabpils, Ogre

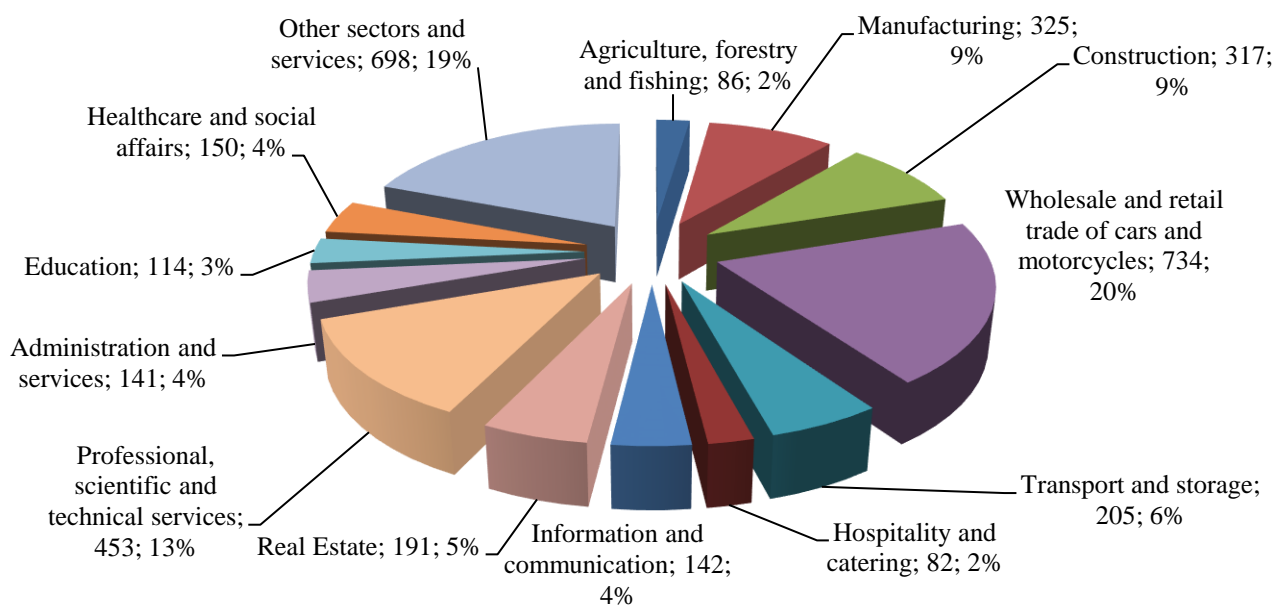
Source: Central Statistical Bureau of Latvia

Number of enterprises by form of entrepreneurship in Jelgava in 2012-2021



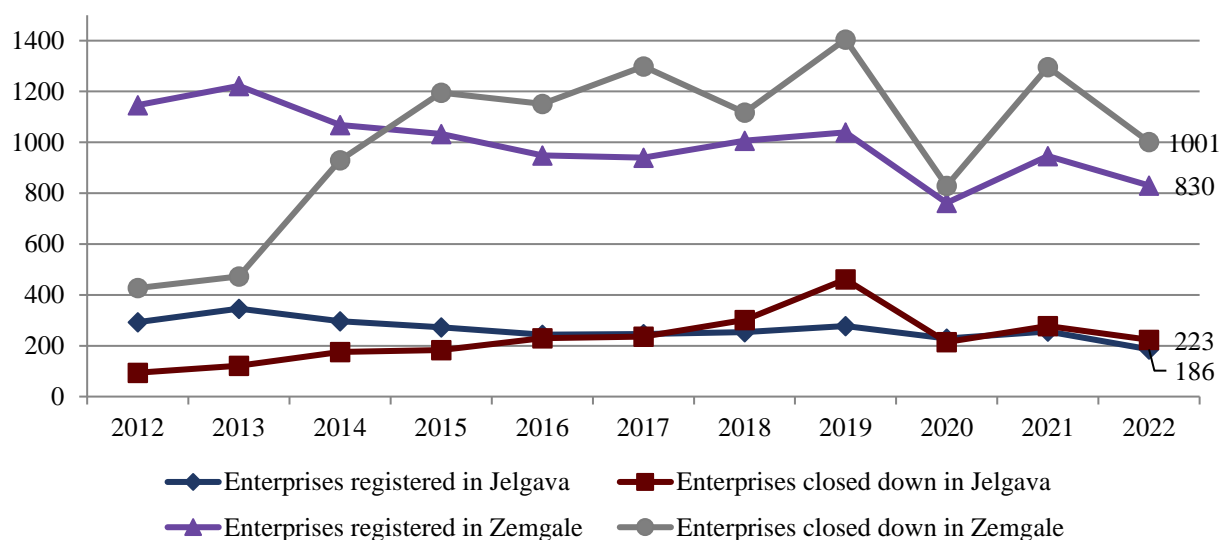
Source: Central Statistical Bureau of Latvia

Number of enterprises by type of activity in Jelgava, 2021



Source: Central Statistical Bureau of Latvia

Number of companies registered and closed down in Jelgava and Zemgale in 2012-2022



Source: "Lursoft" Ltd database

Companies with the largest turnover in Jelgava in 2021

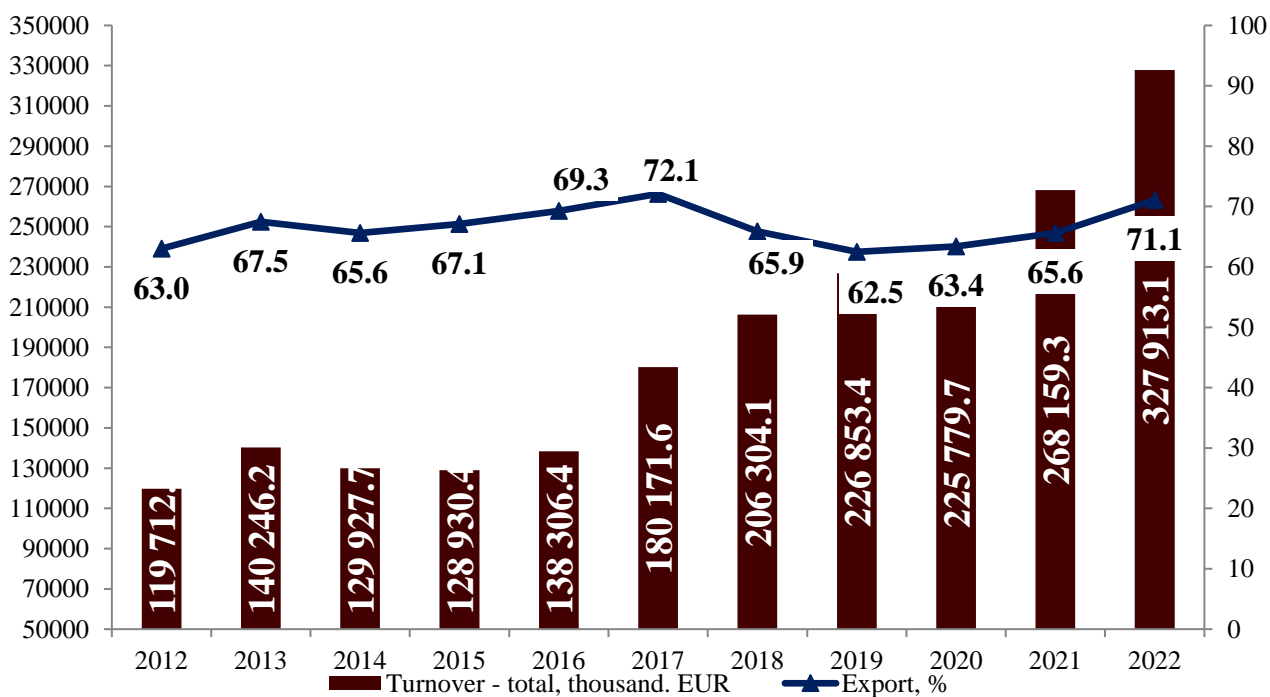
Nr	Company	Industry	Turnover, euro	Compared with 2021	Employees
1.	"Agreona" Ltd	Grain, seed, tobacco and fodder wholesale	116 688 398	6%	14
2.	"Pet Baltija" Jsc	Manufacture of other plastic products	78 951 681	56%	243
3.	"Latvijas Piens" Ltd	Milk processing and cheese production	57 930 147	50%	72
4.	"Piena Partneri" Ltd	Wholesale of milk, milk products, eggs and edible fats and oils	46 299 542	64%	2
5.	"Evopipes" Ltd	Production of plastic plates, sheets, pipes and profiles	45 846 992	6%	142
6.	"AKG Thermotechnik Lettland" Ltd	Production of parts and accessories for motor vehicles	45 331 185	31%	339
7.	"Gren Latvia" Ltd	Electricity production	41 929 084	85%	33
8.	"Baltyre Fincom" Ltd	Wholesale of car spare parts and accessories	26 168 959	-16%	2
9.	"Baltyre Latvia" Ltd	Wholesale of car parts and accessories	22 130 819	18%	25
10.	"Transportbetons MB" Ltd	Production of ready-mixed concrete	21 847 803	-0,08%	92
11.	"Jelgavas pilsētas slimnīca" Ltd	Hospital	19 976 574	-4%	595
12.	"Jelgavas tipogrāfija" Ltd	Printing of other types of publications; Printing and related auxiliary activities	17 827 403	27%	198
13.	"Haugaard Baltic" Ltd	Production of metal structures and their components	16 456 435	30%	112
14.	"Gren Jelgava" Ltd	Steam supply and air conditioning	13 975 853	31%	34
15.	"Pēterkoks" Ltd	Agents involved in the sale of timber and building materials	13 305 563	28%	14
16.	"Gren Rīga" Ltd	Electricity production	12 717 036	43%	11
17.	"Zn metals" Ltd	Metal surface treatment and coating	12 474 569	28%	92
18.	"Slimnīca "Ģintermuiža"" State Ltd	Hospital	11 727 067	7%	520
19.	"Fero M" Ltd	Recycling of sorted materials	11 339 648	-5%	39
20.	"Universāls LTD" Ltd	Car service and repair, automotive, car re-construction, trailer production	10 978 572	74%	78
21.	"SFM Latvia" Ltd	Manufacturing of metal structures and components	10 851 636	56%	64
22.	"Mitau Steel" Ltd	Manufacturing of metal structures and components	10 689 390	51%	66

National Economy

Nr	Company	Industry	Turnover, euro	Compared with 2021	Employees
23.	“KULK” Ltd	Assembly of other engineering systems	9 785 180	18%	187
24.	“Asmens & Ko” Ltd	Freight transportation by road	9 717 593	35%	98
25.	“Jelgavafarm” Ltd	Wholesale of pharmaceutical products	9 421 136	-15%	29
26.	“VIDUSLATVIJAS MEŽSAIMNIEKS” Ltd	Logging	8 579 629	161%	23
27.	“Chocolette Confectionary” Ltd	Production of cocoa, chocolate, candies and other sugary confectionery	8 191 915	79%	76
28.	“LUWO” Ltd	Manufacturing of furniture	7 475 482	8%	127
29.	“MERCO LINKS” Ltd	Wholesale of wood, construction materials and sanitary equipment	7 470 796	21%	19
30.	“ARMETS” Ltd	Specialized construction works not elsewhere classified; production of metal structures and their components	7 423 296	14%	21

Source: “Lursoft” Ltd database

Turnover and exports of processing industry in Jelgava during the period from 2012-2022



Source: Central Statistical Bureau of Latvia

TOP 20 manufacturing companies in Jelgava, 2022

Company name	Industry	Turnover, euro	Number of employees
“Latvijas piens” Ltd	Milk processing and cheese production	57 930 147 ↑	72 ↑
“Evopipes” Ltd	Manufacturing of plastic plates, sheets, tubes and profiles	45 846 992 ↑	142 ↓
“AKG Thermotechnik Lettland” Ltd	Production of parts and supplies for motor vehicles	45 331 185 ↑	339 ↑
“Transportbetons MB” Ltd	Manufacture of finished concrete mixtures	21 847 803 ↓	92 ↓
“Jelgavas tipogrāfija” Jsc	Printing and typography	17 827 403 ↑	198 ↑

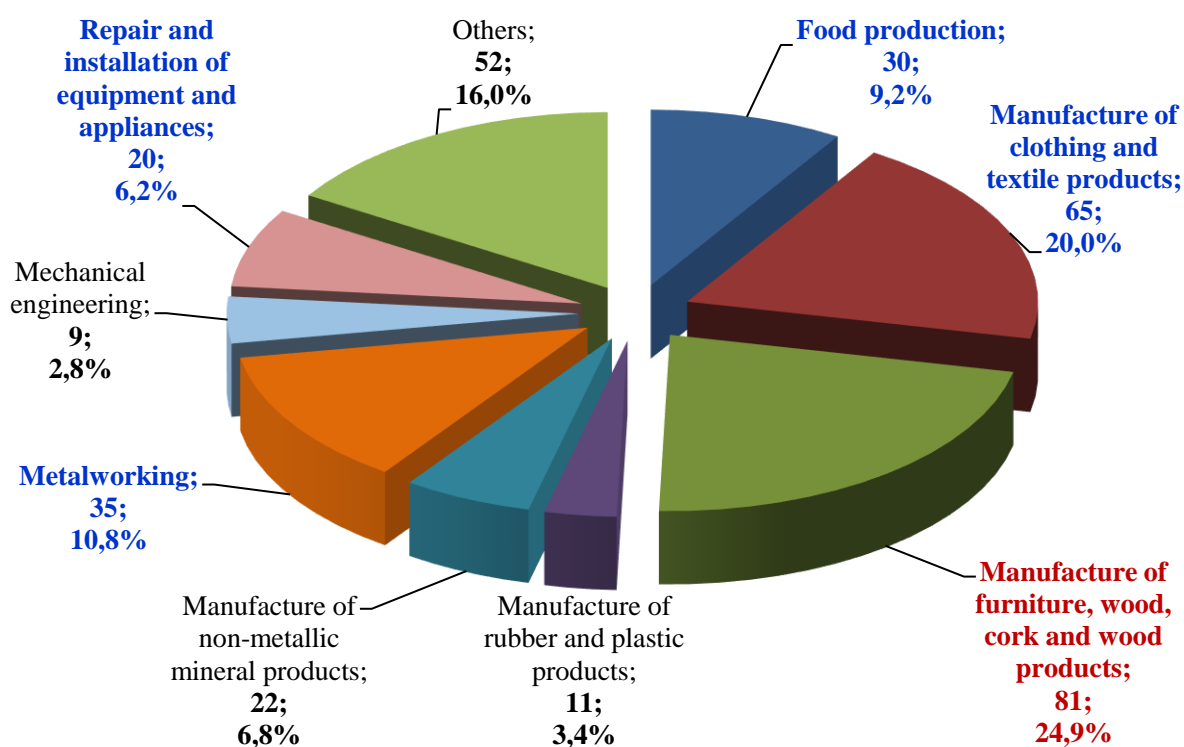
National Economy

Company name	Industry	Turnover, euro	Number of employees
“Haugaard Baltic” Ltd	Manufacture of metal structures and parts of structures	16 456 435 ↑	112 ↑
“ZN Metals” Ltd	Processing and coating of metal surfaces	12 474 569 ↑	92 ↑
“Universāls LTD” Ltd	Car service and repair, automotive, car re-construction, trailer production	10 978 572 ↑	78 ↓
“SFM Latvia” Ltd	Manufacturing of metal structures and components	10 851 636 ↑	64 ↓
“Cross Timber Systems” Ltd	Veener and wooden panel production	10 781 099* ↑	53 -
“Mitau Steel” Ltd	Manufacturing of metal structures and components	10 689 390 ↑	66 -
“Chocolette Confectionary” Ltd	Manufacture of confectionery products	8 191 915 ↑	76 ↑
“Locitech Production” Ltd	Mechanical processing	8 063 131* ↑	100 ↓
“Mitau Prefab” Ltd	Manufacture of concrete products for construction purposes	7 547 804 ↑	113 ↑
“Luwo” Ltd	Manufacturing of furniture	7 475 482 ↑	127 ↓
“Flora” Ltd	Sawmilling and impregnation	4 564 801 ↑	99 -
“LV Elements” Ltd	Manufacture of builders' carpentry and joinery	4 183 042 ↑	43 ↓
“TS Rīga” Ltd	Metal forging, pressing, stamping and flattening; powder metallurgy	4 160 183 ↑	44 ↑
“Marks M” Ltd	Manufacture of mattresses	3 045 407 ↑	89 ↓
“Zemgales Tehnoloģiskais Centrs” Ltd	Manufacture of builders' carpentry and joinery	2 656 880 ↑	29 ↑

* As of 05.09.2023. Data available in the Lursoft database only for the year 2021

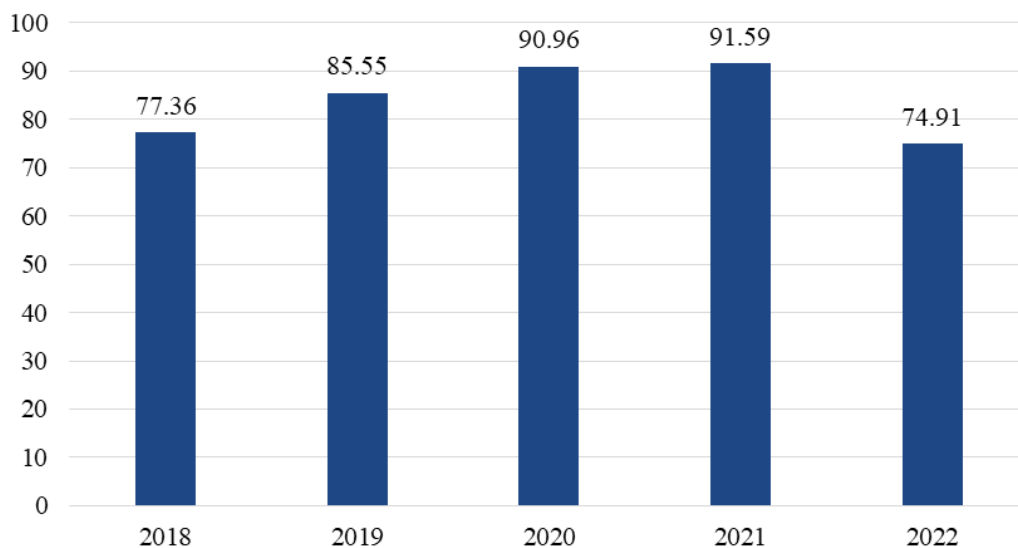
Source: Central Statistical Bureau of Latvia, “Lursoft” Ltd database

Number and share of registered companies in manufacturing industries in Jelgava in 2021



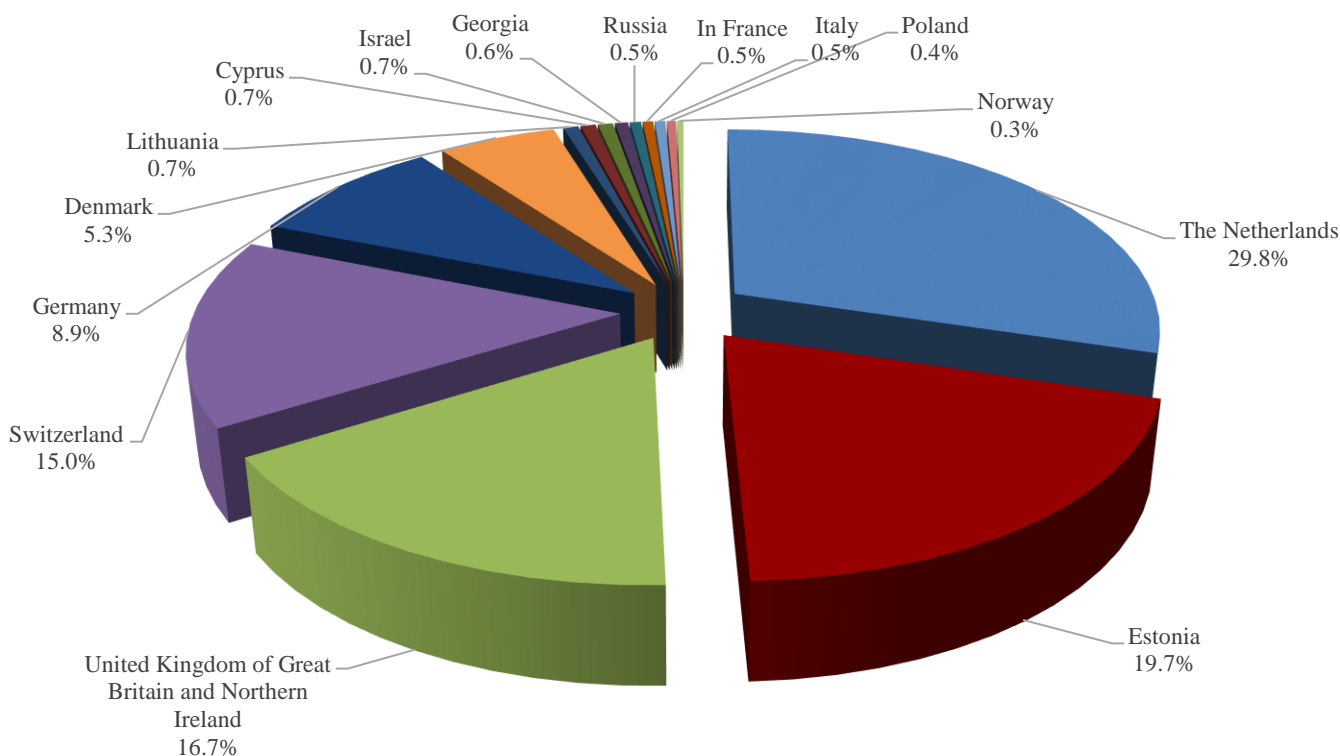
Source: Central Statistical Bureau of Latvia

The accumulated amount of foreign investments in the share capital of companies registered in Jelgava, million euro, 2018-2022 g.



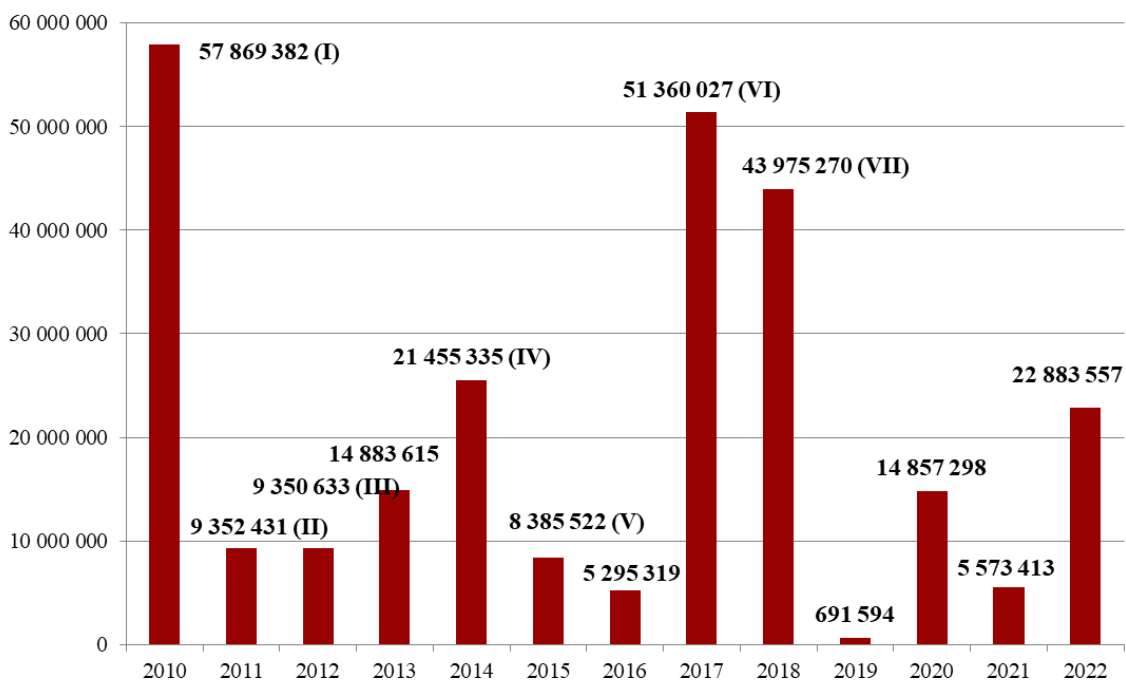
Source: "Lursoft" Ltd database

The accumulated amount of foreign investments in the share capital of companies registered in Jelgava by country at the end of 2022, %



Source: "Lursoft" Ltd database

Investments attracted by municipality and municipal establishments in 2010 -2022, euro



(I) Incl. 25 123 895 euro – Funding of the project of the Cohesion Fund project "Jelgavas Ūdens" Ltd.

(II) Incl. 1 718 037 euro – Funding of “Jelgavas Komunālie pakalpojumi” Ltd.

(III) Incl. 1 958 501 euro - Financing of the Cohesion Fund project of "Jelgavas Ūdens" Ltd.

(IV) Incl. 15 524 113 euro - ERDF project of Jelgava Vocational school and 1 995 741 euro funding of the project of Fortum Jelgava* Cohesion Fund.

(V) Incl. 2 332 048 euro - “Jelgavas Ūdens” Ltd and 2 860 598 euro - Fortum Jelgava* Cohesion Fund project funding

(VI) Incl. 23 399 362 euro - Funding of the project of the Cohesion Fund project "Jelgavas Ūdens" Ltd. And 2 142 118 euro “Jelgavas pilsētas slimnīca” Ltd financing of ERDF project

(VII) (VII) incl. 2,650,525 euros financing of two projects of the Cohesion Fund of "Fortum Jelgava" Ltd*.

* From August 5, 2022 - "Gren Jelgava" Ltd

Source: Jelgava State city Municipality

Funding attracted by Jelgava City self-government and its institutions in 2022 in the form of projects according to self-government functions

Functions	Funding attracted, euro
Utilities	10 658 905
Real estate management	8 168 881
Education	2 361 788
Business promotion	1 631 931
Culture	62 052
TOTAL:	22 883 557

Source: Jelgava State city Municipality

Projects

The largest loan investment projects launched by Jelgava city Municipality in 2022, euro (without loans for the implementation of EU fund projects)

Project name	Funding sources	Total project funding, euro	The amount of invested financing	
			Invested in 2021, euro	incl. loan funds, euro
Construction of a preschool educational institution at Brīvības bulvāri 31A, Jelgava	100 % municipal funding	3 063 875	633 510	790 136
Construction of a bridge over the Platone river in Bauskas street, Jelgava	100 % municipal funding	2 150 854	281 097	1 321 173
Development of construction projects "Reconstruction of Miera Street and existing Miera Street, Aizsargu Street and Bauskas Street roundabout in Jelgava", "Reconstruction of Aizsargu Street in Jelgava" and "Reconstruction of Bauskas Street in Jelgava"	100 % municipal funding	120 872	18 231	66 379
Development and author supervision of the construction project "Creation of the street infrastructure of the industrial park".	100 % municipal funding	214 573	22 530	127 671
The project "Reconstruction and improvement of the structural unit "Lediņi" of the Jaunrades House "Junda" 2nd round	100 % municipal funding	228 462	52 102	115 673
Priority investment project "Expansion of the car parking area of the 4th elementary school of Jelgava, partial improvement of the territory, improvement of traffic safety"	100 % municipal funding	725 834	0	725 834
Priority investment project "Elevator construction in the Jelgava city library"	100 % municipal funding	259 854	0	259 854
Project "Improvement of the territory of the pre-school educational institution "Lācītis" of Jelgava state city municipality"	100 % municipal funding	84 159	22 412	61 747
The project "Indoor renovations of the pre-school educational institution "Vārpiņa" of Jelgava state city municipality"	100 % municipal funding	117 612	31 242	86 370
The project "Indoor renovations of the pre-school educational institution "Zemenīte" of Jelgava state city municipality"	100 % municipal funding	82 399	22 559	59 840
Project "Renovation of the fence of the pre-school educational institution "Zemenīte" of Jelgava state city municipality"	100 % municipal funding	127 111	32 736	94 375
The project "Simplified renovation of the premises of the building of Jelgava State City Municipal Institution "Jelgava Education Board""	100 % municipal funding	339 978	40 740	197 244

Source: Jelgava State city Municipality

Projects

The largest infrastructure development projects launched in 2022

Project name	Total project funding, euro	Funding sources	Planned results
Arrangement of technical infrastructure for business development in the industrial area of Rubeņu road	1 631 931	ERDF – 73.67%; state – 3.25%; municipality – 23.08%	As part of the project, it is planned to create the engineering infrastructure necessary for business development in the industrial area of Rubeņu road near Lielupe - the construction of the approach road to Rubeņi road, the construction of a new street from Prokhorova street to Rubeņu road, as well as the construction of engineering communications - rainwater drainage networks, reconstruction of external power supply networks, lighting and construction of municipal electronic communication networks
Increasing the energy efficiency of the Jelgava primary school "Valdeka" development center school building	952 331	ERDF – 54% State – 2% municipality – 44%	Energy efficiency will be increased in the school building of Jelgava State City Municipality educational institution "Jelgava Basic School "Valdeka" - development center" at Institūta street 4, Jelgava, reducing heat energy consumption and related costs in the building belonging to the municipality
Increasing the energy efficiency of parts of the building at Svētes Street 33, Jelgava	232 059	ERDF – 80% State – 4% municipality – 16%	The energy efficiency of the non-insulated part of the ZRKAC building will be increased, reducing the heat energy consumption of the institution and the related costs to the municipality.
Increasing the energy efficiency of SIA "Jelgavas udes" water management infrastructure	1 638 633	ERDF – 84.95% "Jelgavas Udens" Ltd – 15.05%	The energy efficiency of wastewater treatment facilities and water treatment facilities will be increased
Increasing the energy efficiency of the chlorination plant building of SIA "Jelgavas udes".	692 272	ERDF – 78,14% "Jelgavas Udens" Ltd – 21,86%	Insulation of the walls and roof of the chlorination plant building, replacement of windows, doors, gates, construction of energy-efficient heating and ventilation systems, reconstruction of water and sewage systems, replacement of energy-efficient lighting, conversion of the building into a residential building with a garage will be carried out
Measures to increase the energy efficiency of multi-apartment residential buildings on Kalnciema road 47, Jelgava	105 205	ERDF - 45% owners - 55%	The energy efficiency of the multi-apartment residential building on Kalnciema road 47 will be increased
Measures to increase the energy efficiency of multi-apartment residential buildings at Viestura street 19, Jelgava	252 914	ERDF - 50% owners - 50%	The energy efficiency of the multi-apartment residential building on Viestura street 19 will be increased
Measures to increase the energy efficiency of multi-apartment residential buildings at Pasta Street 34, Jelgava	1 205 302	ERDF - 43% owners - 57%	The energy efficiency of the multi-apartment residential building on Pasta street 34 will be increased
Measures to increase the energy efficiency of multi-apartment residential buildings at Dobeles street 14, Jelgava	220 925	ERDF - 50% owners - 50%	The energy efficiency of the multi-apartment residential building at 14 Dobeles Street will be increased
Measures to increase the energy efficiency of multi-apartment residential buildings at P.O. Kalpaka street 35, Jelgava	1 624 428	ERDF - 47% owners - 53%	The energy efficiency of the multi-apartment residential building at P.O. Kalpaka street 35 will be increased

Projects

Project name	Total project funding, euro	Funding sources	Planned results
Measures to increase the energy efficiency of multi-apartment residential buildings on Kastaniu street 2, Jelgava	397 056	ERDF - 34% owners - 66%	The energy efficiency of the multi-apartment residential building on Kastaniu Street 2 will be increased
Measures to increase the energy efficiency of multi-apartment residential buildings on Kastaniu street 2a, Jelgava	673 102	ERDF - 50% owners - 50%	The energy efficiency of the multi-apartment residential building on Kastaniu Street 2a will be increased
Measures to increase the energy efficiency of multi-apartment residential buildings at Kr. Helmaņa street 5, Jelgava	790 857	ERDF - 50% owners - 50%	The energy efficiency of the multi-apartment residential building at Kr. Helmaņa street 5 will be increased
Measures to increase the energy efficiency of multi-apartment residential buildings at Mātera street 31, Jelgava	1 699 594	ERDF - 30% owners - 70%	The energy efficiency of the multi-apartment residential building on Mātera Street 31 will be increased
Measures to increase the energy efficiency of multi-apartment residential buildings at Rīgas street 57, Jelgava	752 317	ERDF - 48% owners - 52%	The energy efficiency of the multi-apartment residential building on Rīgas street 57 will be increased
Measures to increase the energy efficiency of multi-apartment residential buildings on Garozas street 22, Jelgava	337 181	ERDF - 46% owners - 54%	The energy efficiency of the multi-apartment residential building at 22 Garozas Street will be increased
Creation of such biodegradable waste processing facilities at the "Brakški" landfill, which uses the anaerobic recycling method	8 328 000	CF – 69% “JKP”Ltd – 31%	As part of the project, unsorted waste sorting stations will be modernized, supplementing them with biodegradable waste anaerobic fermentation equipment

Source: Jelgava State city Municipality

Construction

Buildings accepted into service and building permits issued in 2022

Nr	Buildings	Issued building permits (number)			Accepted into service (number)		
		Total	New buildings	Reconstruction, renovation	Total	New buildings	Reconstruction, renovation
	Total buildings (I+II)	200	135	65	283	165	118
I	Buildings	174	114	60	237	123	114
1.	Residential buildings	133	97	36	197	99	98
1.1.	Individual houses	129	94	35	195	99	96
1.2.	Two apartment houses	0	0	0	0	0	0
1.3.	Houses of three or more apartments	4	3	1	2	0	2
2.	Nonresidential buildings	41	17	24	40	24	16
2.1.	Factories	5	3	2	6	2	4
2.2.	Stores (retail objects)	4	4	0	4	4	0
2.3.	Others	32	10	22	30	18	12
II	Engineering structures	26	21	5	46	42	4
1.	Roads and streets	9	6	3	12	10	2
2.	Gas distribution systems	7	7	0	10	10	0
3.	Main transmission and distribution lines	3	2	1	4	4	0
4.	Hydrotechnical and amelioration buildings	0	0	0	0	0	0
5.	Local cold and hot water supply structures	5	4	1	4	4	0
6.	Other, previously unclassified, engineering structures	2	2	0	16	14	2

Source: Jelgava State city Municipality

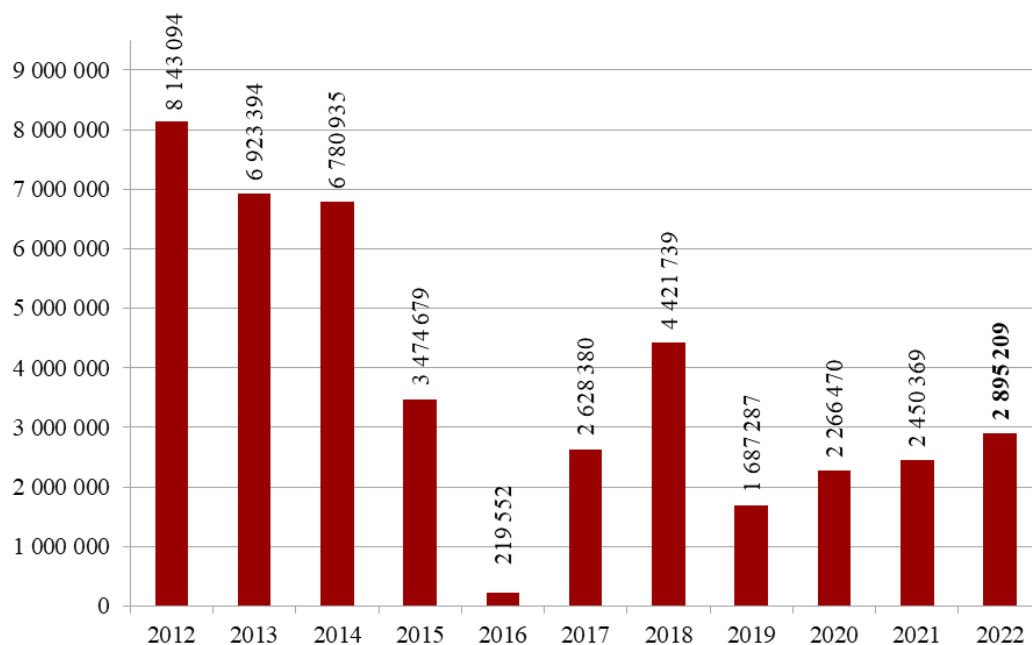
Construction

The most important objects accepted into service in 2022 in Jelgava

Nr	Address	Customer, object
1.	Street Rigas 56	"Petrol Property" Ltd, fuel filling station VIADA
2.	Street Paula Lejina 6	"ZRC" Ltd, Tire fitting service
3.	Street Raina 29	Gunārs Bubulis, Reconstruction of the Administrative Building
4.	Street Atmodas 17	"Time 2 Sine" Ltd, Self-service car wash
5.	Street Dobeles 41	Latvia University of Life science and technologies, Interdisciplinary scientific laboratory building
6.	Street Viskalu 2a	"Farrol" Ltd, Open type self-service car wash; Open-air parking lots
7.	Street Miera 18	"Neste" Ltd, Fuel filling station NESTE
8.	Street Jana Asara 1	Municipality of Jelgava state city; Reconstruction of the building into a public building
9.	Street Vecpilsetas 2	Municipality of Jelgava state city, public building
10.	Highway Lietuvas 68a	"IDM Service" Ltd, reconstruction of the tennis club
11.	Street Bauskas 7j	JVPI "Urban Economy"; Reconstruction of the bridge over the Platone river in Bauska street
12.	Road Zagaru	Joint-stock company "Gasso" (registration no. 40203108921), new construction of a medium-pressure ($P < 0.4\text{MPa}$) distribution gas pipeline along Žagaru road to the access to land property Žagaru road 8C, Jelgava
13.	Road Klavu	Joint-stock company "Gasso" (registration no. 40203108921), new construction of a medium-pressure ($P < 0.01\text{MPa}$) distribution gas pipeline along Kliavu road and the planned street to the entrances to land properties Kliavu road 30, 32, 34, Rogu road 4P, 4R, 4S, 4T, in Jelgava
14.	Line 3 Highway Dobeles 88h	"JMD" Ltd (registration no. 41702000155), construction of a public road in Vecaja Celē 27B property, Jelgava, Phase I
15.	Road Vecais 27b	Dmitrijs Burča, Communications sewage system in Kalnciema street 87A, Jelgava
16.	Road Kalnciema 87h	"Prizma Projekts" Ltd (registration no. 43603066480), construction of public road in line 3 22A (owned by registration no. 09000210303), Jelgava, Phase I
17.	Line 3, 22a	Dmitrijs Burča, new construction of public road on line 4 66A (owned by cadastre no. 09000210281), Jelgava, Phase I
18.	Line 4, 66a	Vitaly Arkhipenko, Linda Ozola, Gatis Karlevits, Dmitriy Vekoveshnikov, Aleksandr Parafjanovič, Andrzej Baikovskis, Andris Aleidzāns, Rolands Pavlenko, Tatjana Kuzmenko, Galina Vdovina, Ivars Bulaš, Reconstruction of the public road at Bērzu road 39, Jelgava
19.	Road Berzu 39	"JMD" Ltd (registration no. 41702000155), new construction of the public road at Meldru 2, Jelgava
20.	Road Meldru	"Astoņas Kļavas GR" Ltd , 53603077081; Construction of Kliavu road in property Kliavu road 10
21.	Road Klavu 10	JVPI "Pilsētsaimniecība" (registration no. 90001282486), reconstruction of the car parking lot at Jelgava 4th primary school at 34 Pulkveža Oskaras Kalpak street, Jelgava
22.	Street Oskara Kalpaka 34	Joint-stock company "Gasso" (registration no. 40203108921), "New construction of medium pressure ($P < 0.4\text{MPa}$) distribution gas pipelines on Miezīte road, Jelgava"
23.	Road Miezites	Joint-stock company "Gasso" (registration no. 40203108921), new construction of the low-pressure distribution gas pipeline along the projected street to the feeders in the land property on line 4, 24A, Jelgava
24.	Line 4, 22, 24a	Joint-stock company "Gasso" (registration no. 40203108921), new construction of the low-pressure distribution gas pipeline along the projected street to the feeders in the land property on line 4, 24A, Jelgava

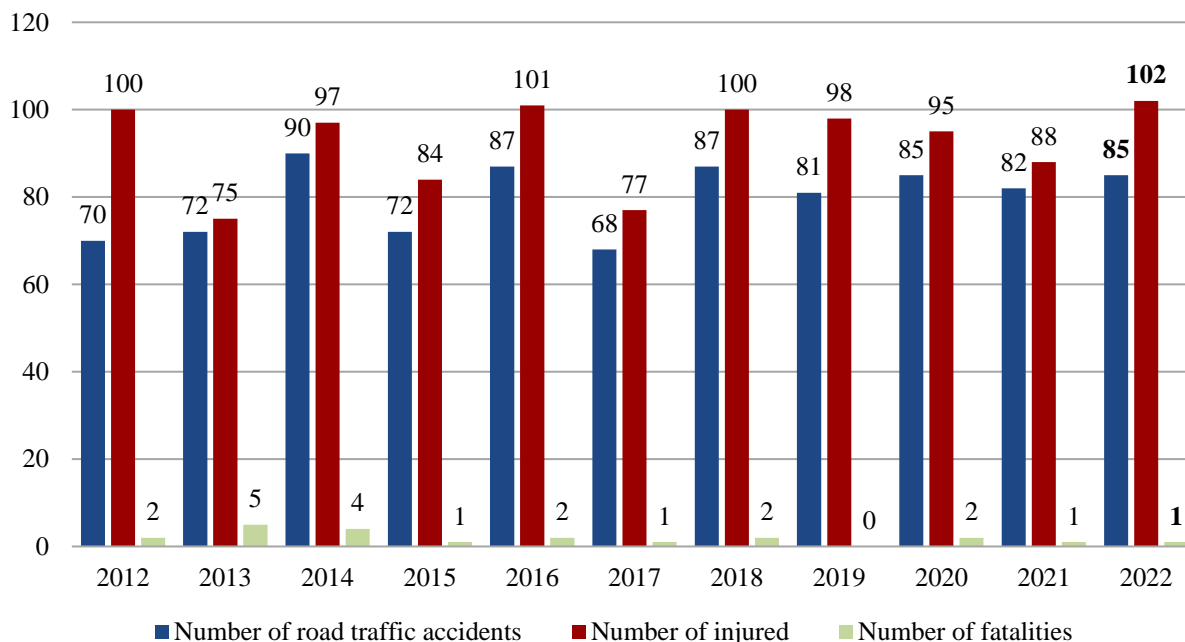
Source: Jelgava State city Municipality

Finance allotted to reconstruction of streets in Jelgava 2012-2022, euro



Source: Municipality authority "Pilsētsaimniecība"

Road accident statistics in Jelgava, 2012-2022



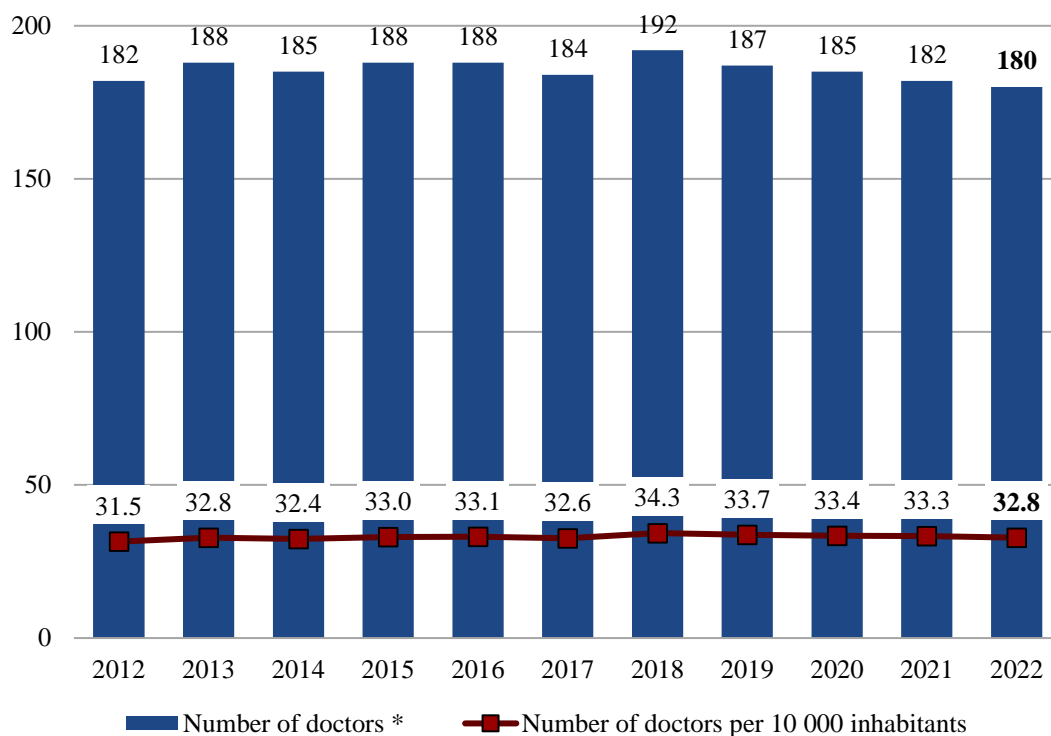
Source: Central Statistical Bureau of Latvia

Number of video surveillance cameras in Jelgava and registreted infringements, 2012 – 2022

	2012	2013	2014	2015	2016	2017	2018	2019	2020	2021	2022
Video surveillance cameras in Jelgava	43	68	68	102	120	120	120	125	205	253	252
Registreted infringements	307	567	823	783	1843	1708	1504	1503	1364	1444	1541

Source: Jelgava State city Municipality police

Number of doctors in Jelgava 2012-2022



* doctors excluding dentists, with interns and residential doctors

Source: Center for Disease Control and Prevention

Facts about health care in Jelgava, 2020-2022

Facts	2020	2022	2022
Number of family doctors	42	43	42
The number of registered patients per 1 general family doctor	1226, t.sk. 310 bērni	1557, t.sk. 317 bērni	1585, t.sk. 323 bērni
Number of beds in Jelgava City Hospital	256	242	256
Number of doctors in Jelgava City Hospital	111	108	118
Number of nursing assistants and sanitarians in Jelgava city hospital	237	123	171
The number of economic staff in the Jelgava City Hospital	164	80	127
The number of patients admitted to Jelgava City Hospital	10 890	9748	10 703
Average duration of treatment in Jelgava City Hospital	5,75 dienas	6,01 diena	5,76 dienas

Source: Center for Disease Control and Prevention, Jelgava City Hospital

Social affairs

Issued amount of the municipal benefits (euro) proportion by type of benefits in 2022

Nr.	Type of benefit	Total (euro)	Households	Persons in household
1.	GMI benefit	106 663	141	291
2.	Housing benefit	531 097	962	1279
Basic social assistance in total:		637 760	1103	1570
3.	Benefit for payment of medical services	103 238	650	715
4.	Allowance for payment of catering services in a general education institution	9027	47	61
5.	Allowance for payment of catering services in a preschool educational institution	2466	13	15
6.	Allowance for the purchase of food for a person with a disability	12 804	59	59
7.	Allowance for the purchase of individual teaching supplies	7353	54	114
8.	Allowance to cover the participation fee of the vocational education program	75	2	3
9.	Allowance for using public transport service	1388	91	120
Additional social assistance benefits in total:		136 351	916	1087
10.	In the event of a natural disaster	1744	5	8
11.	In other unforeseen cases	5169	68	72
Help in a crisis situation in total:		6913	73	80
12.	Childbirth allowance	57 269	453	467
13.	Allowance for payment of catering services in a preschool educational institution (for families with many children)	403 807	814	1159
14.	Allowance for payment of catering services in a general education institution (for families with many children)	247 725	849	1305
15.	Allowance for payment of catering services 5.-6. for the class learner	2471	126	131
16.	Benefit for covering the participation fee of the vocational education program (for families with many children)	31 518	228	352
17.	Allowance for the care of persons with disabilities up to the age of 18 with severe functional impairments	3432	2	2
18.	Allowance for the payment of rented living space for a specialist	11 550	12	12
19.	Allowance for using public transport service	273 843	5004	5553
	incl. for pensioners	263 356	4832	5377
	incl. to a politically repressed person	10 487	172	176
20.	Annual allowance for rehabilitation of a member of the Chernobyl nuclear power plant accident cleanup	3000	60	60
21.	Annual allowance for a politically repressed person	10 450	206	209
22.	Annual health benefit for a person aged 100 and over	750	5	5
23.	A one-time benefit to a person upon release from a prison	1550	31	31
24.	Funeral allowance	20 129	61	61
Voluntary initiative benefits in total:		1 067 494	7851	9347
25.	Allowance for the use of public transport service for an orphaned child and a child left without parental care	2382	32	35
26.	Allowance for the purchase of clothing for an orphaned child and a child left without parental care	7800	55	55
27.	Benefit for the payment of medical services for an orphaned child and a child left without parental care	5500	54	54
Voluntary initiative benefits for an orphaned child and a child left without parental care in total:		15 682	55	55
28.	One-time benefit for starting an independent life	4796	22	22
29.	One-time allowance for the purchase of household items and soft furnishings	19 681	24	24

Social affairs

Nr.	Type of benefit	Total (euro)	Households	Persons in household
30.	Allowance for monthly expenses for an orphan who has reached the age of majority and who is successfully continuing his education	41 424	55	55
31.	Housing benefit	3535	6	6
Social guarantees for orphaned children and children left without parental care in total:		69 436	61	61
32.	Monthly child maintenance allowance	131 245	45	67
32.	Allowance for the purchase of clothing and soft equipment	11 450	41	50
33.	Remuneration for performing the duties of a foster family	14 668	24	24
Benefits for foster families in total:		157 363	45	67
TOTAL:		2 090 999		

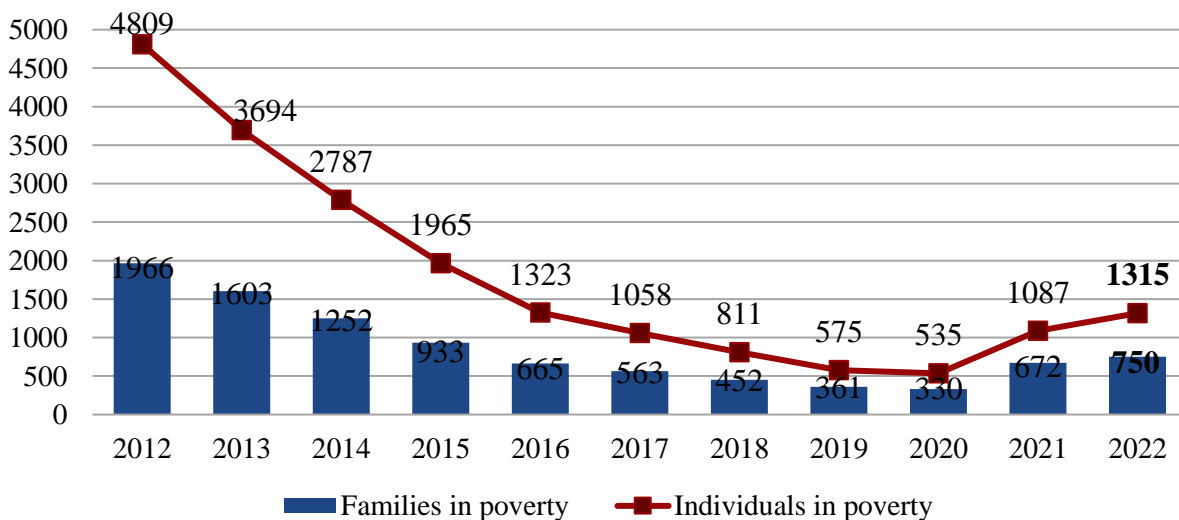
Source: Jelgava State City Council Social Affair Agency

Social assistance and voluntary initiative benefits for Ukrainian civilians in the municipality in 2022

Nr.	Type of benefit	Total (euro)	Households	Persons in household
1.	GMI benefit	333 629	482	1117
2.	Housing benefit	49 918	90	217
3.	Benefit for payment of medical services	5964	42	66
4.	Allowance for meals in a general education institution	6037	80	100
5.	Allowance for payment of catering services in a preschool educational institution	11 234	55	58
6.	Allowance for the purchase of individual teaching supplies	4200	45	65
7.	Assistance in a crisis situation	231 242	440	959
8.	Allowance for using public transport service	268	29	42
9.	Compensation for accommodation of Ukrainian civilians	39 372	74	178
10.	Funeral allowance	400	1	1
11.	Childbirth allowance	100	1	1
Social benefits in total:		682 364	1339	2804

Source: Jelgava State City Council Social Affair Agency

Number of families in poverty and individuals in poverty, 2012-2022



Source: Jelgava State City Council Social Affair Agency

Number of culture events and number of visitors from 2013-2022

	2013	2014	2015	2016	2017	2018	2019	2020	2021	2022
Number of attendance	292 397	325 356	477 271	401 018	506 580	531 719	442 454	159 678	105 767	226 662
Number of culture events	282	324	295	316	337	346	353	129	84	217

Source: Jelgava Municipal Establishment "Kultūra"

Most attended events in Jelgava in period 2013-2022

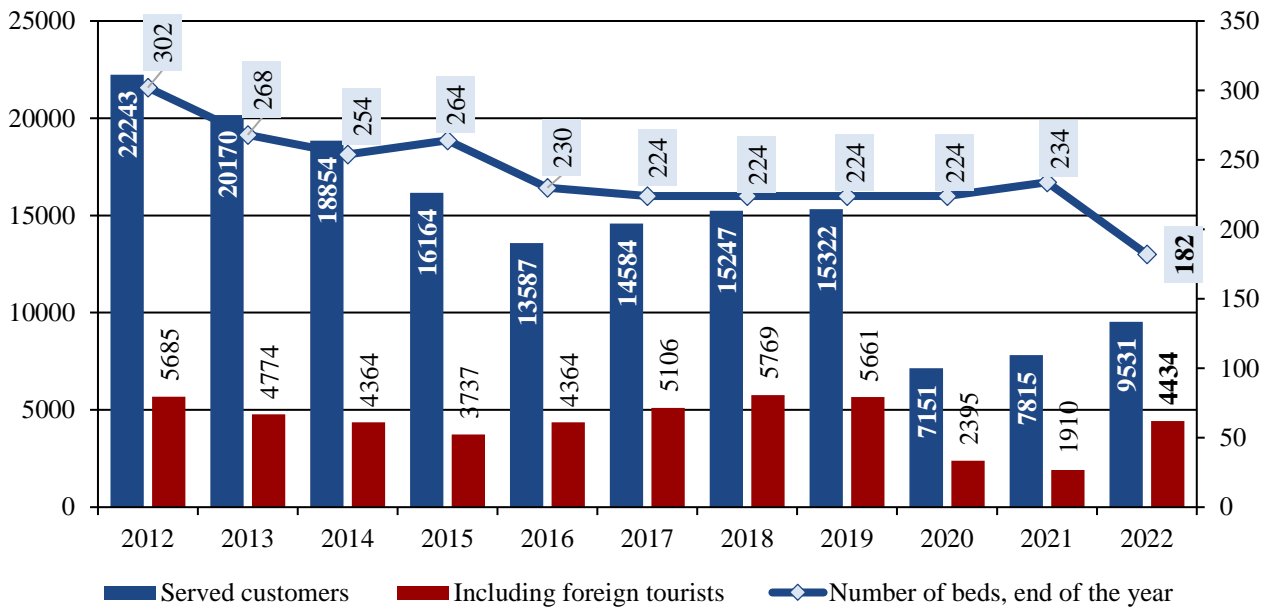
Name	Attendants									
	2013	2014	2015	2016	2017	2018	2019	2020	2021	2022
International Ice sculpture festival in Jelgava	41 000	42 000	46 000	50 016	85 527	85 627	64 959	43 426	5 000**	15 000**
Easter Walk in the park of Jelgava Palace	2 400	3 000	2 300	1 500	5 000	5 000	5 000	0	0	4000
Latvia Plant Days in Jelgava	14 000	15 000	15 000	15 500	15 600	16 000	16 000	0	9 000	10 000
Jelgava City festival	23 500	22 329	142 160*	26 458	102 650	93 600	60 000	0	12 000	24 000
International Sand sculpture festival in Jelgava	25 400	26 000	51 383	39 260	40 583	41 420	39 433	57 752	45 330	40 000
International festival of Milk, bread and honey; Regatta of milk carton boats	23 000	25 500	32 000	30 000	31 000	32 500	32 500	11 500	10 000	11 000
Independence day	25 000	23 671	29 848	18 000	28 850	44 428	38 000	0	15 000	16 000
Metal festival	12 000	12 000	11 000	16 000	6 000	7 000	6 800	5 000	4 500	4700
Total:	166 300	169 500	329 691	196 734	315 210	325 575	262 692	117 678	100 830	124 700

* Jelgava city 750-year anniversary event

** Ice sculpture objects in the city environment/walk

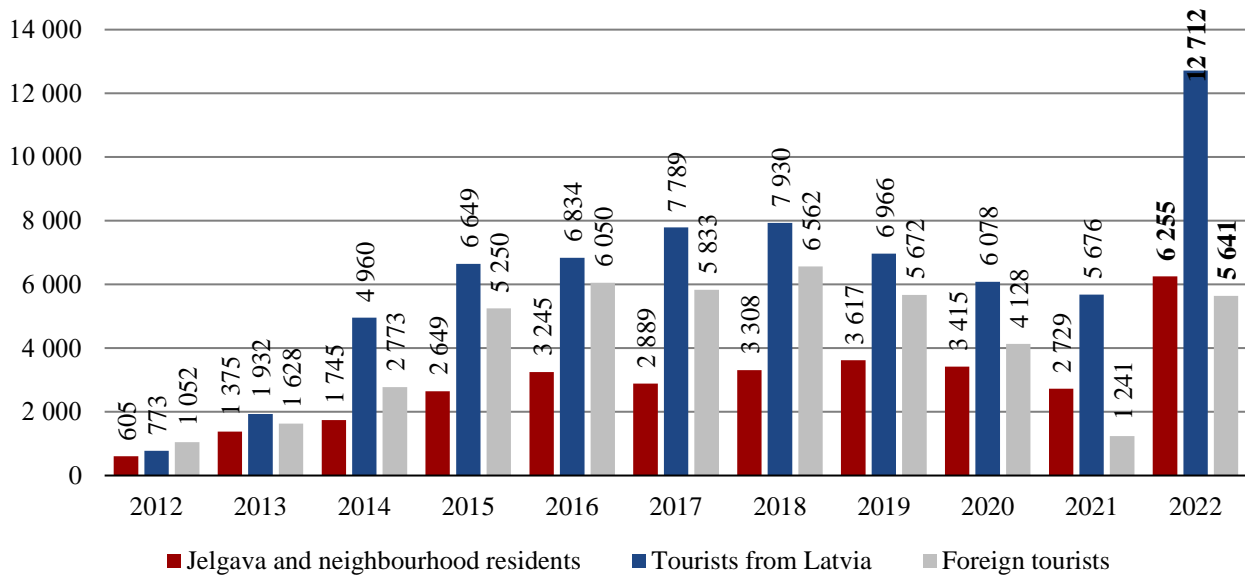
Source: Jelgava Municipal Establishment "Kultūra"

Number of served persons and number of beds in Jelgava hotels and other tourism establishments, 2012-2022



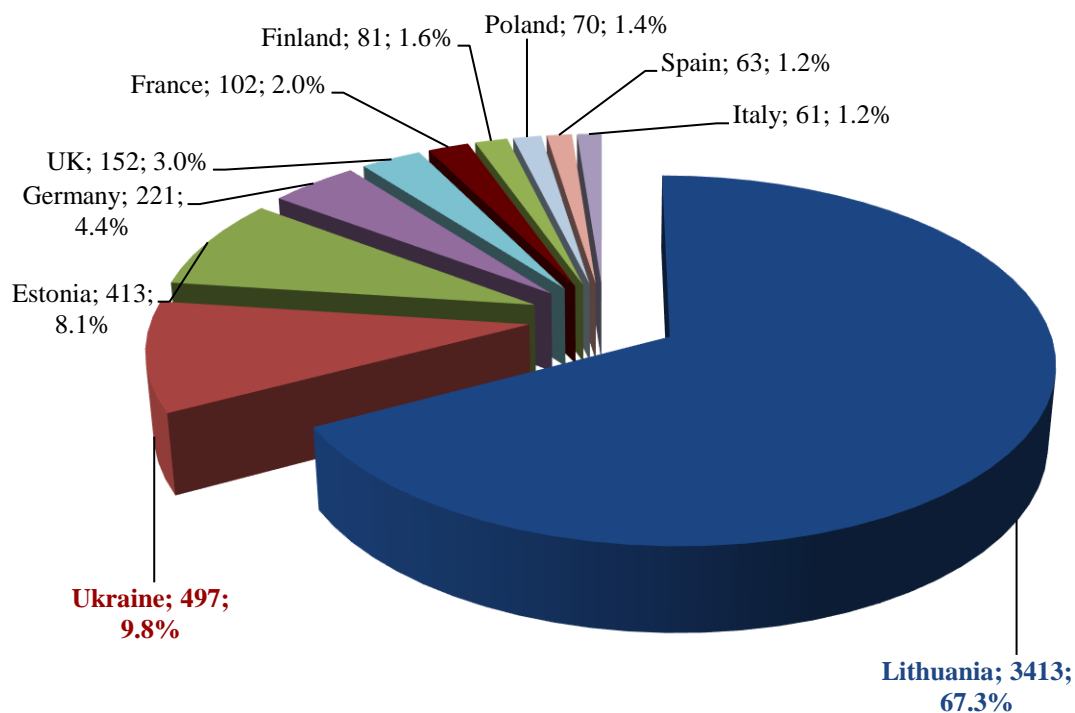
Source: Central Statistical Bureau of Latvia

Number of requests for tourist information by origin of residents, 2012-2022



Source: Jelgava Regional Tourism Center

**Number of requests for tourist information in Jelgava by origin country of residents
TOP 10 in 2022**



Source: Jelgava Regional Tourism Center

Most visited places in Jelgava 2022

Place	Tourism object	Number of visitors 2022	Changes from 2021, %
1.	Viewing tower and floodland meadows on Pils (Castle) Island	105 277	+18,5
2.	Caramel workshop	26 000	+400,6
3.	Jelgava Holy Trinity Church Tower	22 827	+213,0
4.	Jelgava History and Art Museum of Ģederts Eliass	15 509	+291,2
5.	Museum in Jelgava Palace	5982	+46,3
6.	Tombs of the Dukes of Courland	5092	+263,2
7.	Jelgava exposition of the Latvian Railway History Museum	1917	+118,3
8.	Adolf Alunan Memorial Museum	1676	+631,9
9.	House Old Town Street 14	1451	+578,0
10.	Jelgava Fire Department exposition	1031	+1708,8

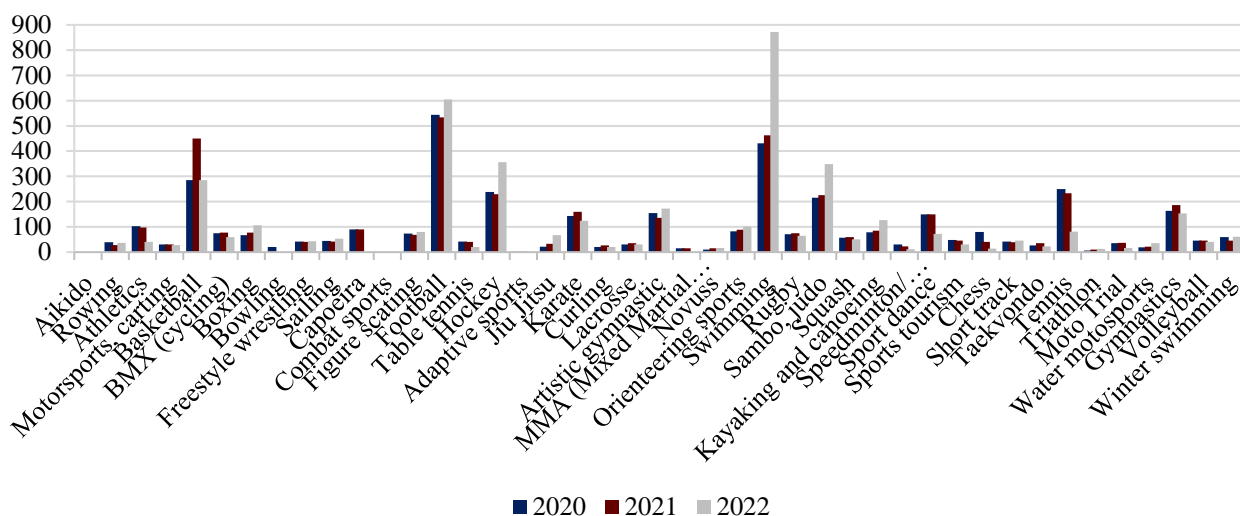
Source: Jelgava Regional Tourism Center

Sports events organized in Jelgava that were co-financed by the municipality, 2015–2022

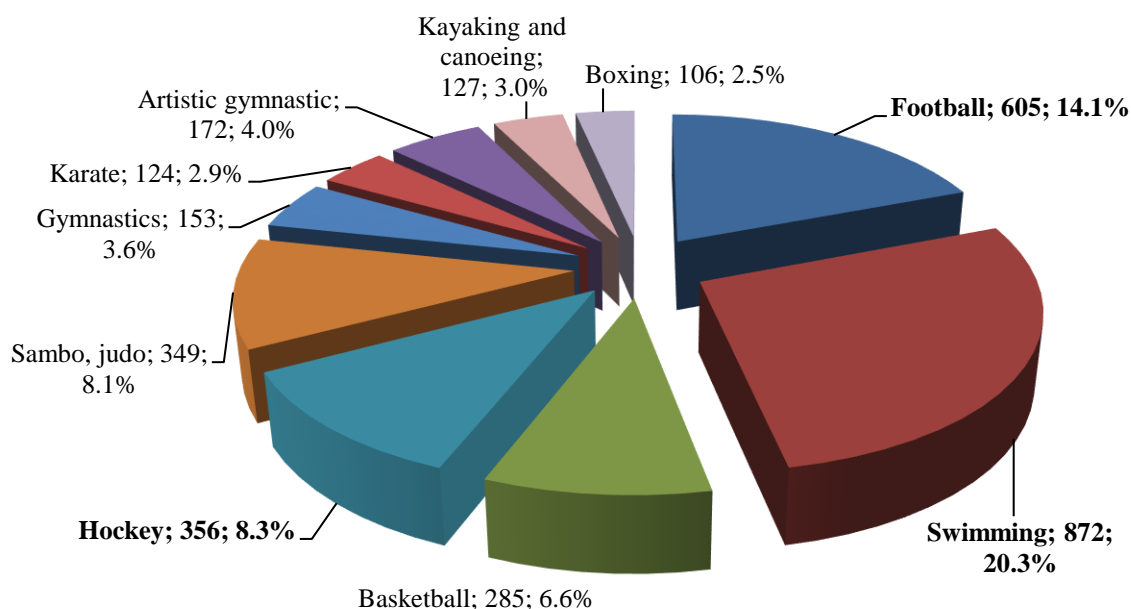
2015	Events organized by the Sports Service Center	60	164
	Competitions organized by sports clubs and sports schools	104	
2016	Events organized by the Sports Service Center	61	167
	Competitions organized by sports clubs and sports schools	106	
2017	Events organized by the Sports Service Center	61	170
	Competitions organized by sports clubs and sports schools	109	
2018	Events organized by the Sports Service Center	63	172
	Competitions organized by sports clubs and sports schools	109	
2019	Events organized by the Sports Service Center	64	168
	Competitions organized by sports clubs and sports schools	104	
2020	Events organized by the Sports Service Center	37	129
	Competitions organized by sports clubs and sports schools	92	
2021	Events organized by the Sports Service Center	40	135
	Competitions organized by sports clubs and sports schools	95	
2022	Events organized by the Sports Service Center	65	169
	Competitions organized by sports clubs and sports schools	104	

Source: Jelgava Sports Club Report

Jelgava residents involved in sports club activities by sports categories from 2020 to 2022



Jelgava residents involved in sports club activities by the TOP 10 sports categories in 2022



Source: Jelgava Sports Club Report

Twining Cities

Pärnu (Estonia)

Cooperation agreement was signed in 1957. Collaboration occurs within the realms of education and culture. The city covers an area of 32 km². The population is approx. 43 500.

www.parnu.ee



Siauliai (Lithuania)

Cooperation agreement was signed in 1960. Central areas of collaboration—education, culture, sports, social welfare and addiction prevention. Area 69,5 km². The population of about 130 000

www.siauliai.lt



Vejle (Denmark)


The cooperation agreement was signed in 1992. Collaboration occurs within the realms of education and experience exchange of municipality workers. The city is located in the continental part of Denmark, the population is approx. 52 500.

www.vejle.dk



Shin-Ying (Taiwan)

The cooperation agreement was signed in 2000. It foresees cooperation in the areas of art and culture. The city is located in the northern part of Tainan County and is the administrative centre of the province. Area – 38,54 km², population approx. 75 000.



Alcamo (Italy)

The cooperation agreement was signed in 2002. It predicts collaboration in supporting the realms of culture, sports and social welfare. It is planned to develop trade commerce and to encourage entrepreneurship. The Rotari clubs of Jelgava and Alcamo are actively cooperating.

www.alcamo.it



Como (Italy)

The cooperation agreement was signed in 2016. Jelgava Crafts School actively cooperates with the city, developing exchange programs for students and teachers of vocational schools. Every year, experience exchange trips are held for both students and teachers.


www.comune.como.it



Rueil-Malmaison (France)

The partnership began in France during the festival “Surprising Latvia” and was strengthened during the “Spring of France” festival in Latvia. The cooperation agreement was signed in 2007, predicting collaboration in the realms of economics, entrepreneurship, education, science and culture. There is collaboration between Jelgava State Gymnasium and Richelieu Lyceum.

www.mairie-rueilmalmaison.fr



Nova Odessa (Brazil)

The protocol of intent was signed in 2007, predicting collaboration in many aspects, including providing support for organizations, companies, state institutions and non-governmental organizations, assisting the establishment of mutual relations and promoting the understanding of the cultures and history of both countries. Furthermore, Nova Odessa contains the largest community of Latvians in Brazil.

www.novaodessa.sp.gov.br



Twinning Cities

Hällefors (Sweden)

The cooperation agreement was signed in 2004. Collaboration is being realized in the forming of the city environment and the education of landscape architects. A partnership with the Faculty of Food Technology from the Latvia University of Agriculture has been established in the realm of culinary arts. Cooperation in the realm of culture and social affairs is predicted in the future.

www.hellefors.se



Nacka (Sweden)

A suburb of Stockholm with a population of approx. 91 600. Originally a partnership was established within the boundaries of EU-financed projects. Currently a close collaboration has formed and there is exchange of experience in the areas of municipality administration, environment, education, culture, sports and prevention of addiction. Collaboration with youth (for example, the students of Spidola Gymnasium) and civic organizations (“Parents for Jelgava”) has also begun.

www.nacka.se



Białystok (Poland)

Białystok is the largest and one of the most historically rich cities in north-east Poland. Area – 102 km²; population – approx. 294 400. An active collaboration has been established in the exchange of experience for the municipalities as well as the realm of culture. The partnership is strengthened by the Jelgava chapter of the Association of Poles in Latvia.

www.bialystok.pl



Ivano - Frankivsk (Ukraine)

The cooperation agreement was signed in 2007 in order to form a partnership in the areas of culture, education, entrepreneurship, municipal economy and social welfare, and to realize joint EU Project.

www.mvk.if.ua



Carmel, USA

A sister city agreement was signed on December 14, 2022. The purpose of the sister city relationship is to promote understanding, strengthen, and develop friendship and cooperation between the two cities. The signed agreement envisions cooperation and the exchange of experience in sustainable development, civil defense, information technology, healthcare, education, culture, business, and other important areas for both cities.

<https://www.carmel.in.gov/>

